



Collaborative Team Facilitator Meeting #1

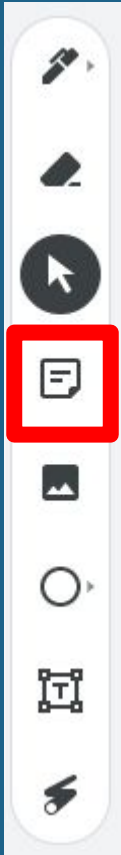
SEPTEMBER 30, 2020

Norms

1. Solutions-oriented mindset
2. Keep the information shared confidential
3. Be engaged, open, and honest
4. Be prepared



Click on the Jam Board link on the agenda. Select a sticky note to write your response.



Challenge/ Problem Protocol

Get into groups of 3.



Challenge/ Problem Protocol

	Steps	Questions	Response
1	State the Problem	What is the problem you want to solve?	
2	Acknowledge What is Out of My Control	What can you not change/control?	
3	Define Measurement of Success	What are the top 3-5 outcomes of an effective solution?	



2 minutes



Challenge/ Problem Protocol

- **Person #1 (closest birthday) will share questions 1-3.**
- **Person #2 & #3 listen and only ask clarifying questions.**



3 minutes



Challenge/ Problem Protocol

- **Person #2 & #3 can ask probing questions and provide ideas for solutions.**
- **Person #1 can take notes**



5 minutes

4	Propose Solutions	What solutions might meet the interests of all parties?	
5	Check Proposed Solutions Against Criteria	How does each of these proposed solutions meet your established criteria?	

Challenge/ Problem Protocol

- **Person #2 (next closest birthday) will share questions 1-3.**
- **Person #1 & #3 listen and only ask clarifying questions.**



3 minutes



Challenge/ Problem Protocol

- **Person #1 & #3 can ask probing questions and provide ideas for solutions.**
- **Person #2 can take notes**



5 minutes

4	Propose Solutions	What solutions might meet the interests of all parties?	
5	Check Proposed Solutions Against Criteria	How does each of these proposed solutions meet your established criteria?	

Challenge/ Problem Protocol

- **Person #3 will share questions 1-3.**
- **Person #1 & #2 listen and only ask clarifying questions.**



3 minutes



Challenge/ Problem Protocol

- Person #1 & #2 can ask probing questions and provide ideas for solutions.
- Person #3 can take notes



5 minutes

4	Propose Solutions	What solutions might meet the interests of all parties?	
5	Check Proposed Solutions Against Criteria	How does each of these proposed solutions meet your established criteria?	

Challenge/ Problem Protocol

6	Select Solution	Which solution seems to meet the most criteria?	
		How will others respond to the solution?	
		What will you do to make this work?	
7	Act	How will you let others know what you are doing, if necessary?	



4 minutes



**Anything
Else?**



What's Next?

Meeting #2 (October 21st)

Assessment
Blueprint

Making sure all
assessments
throughout a unit
are aligned with
PLC question #1

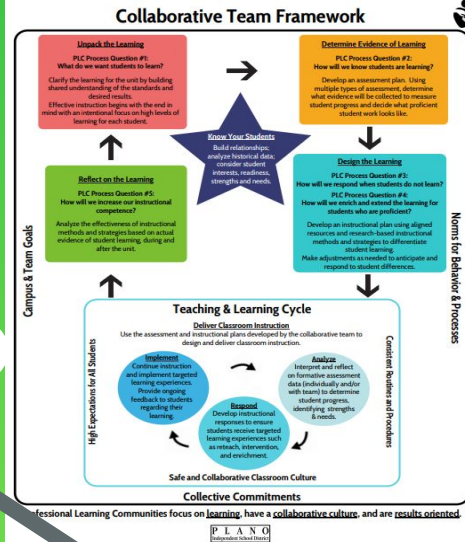
Unpack the Learning

PLC Process Question #1:

What do we want students to learn?

Clarify the learning for the unit by building shared understanding of the standards and desired results.

Effective instruction begins with the end in mind with an intentional focus on high levels of learning for each student.



Determine Evidence of Learning

PLC Process Question #2:
How will we know students are learning?

Develop an assessment plan. Using multiple types of assessment, determine what evidence will be collected to measure student progress and decide what proficient student work looks like.

What's Next?

Meeting #2 (October 21st)

Assessment
Blueprint

Making sure all
assessments
throughout a unit
are aligned with
PLC question #1

Meeting #3 (November 18th)

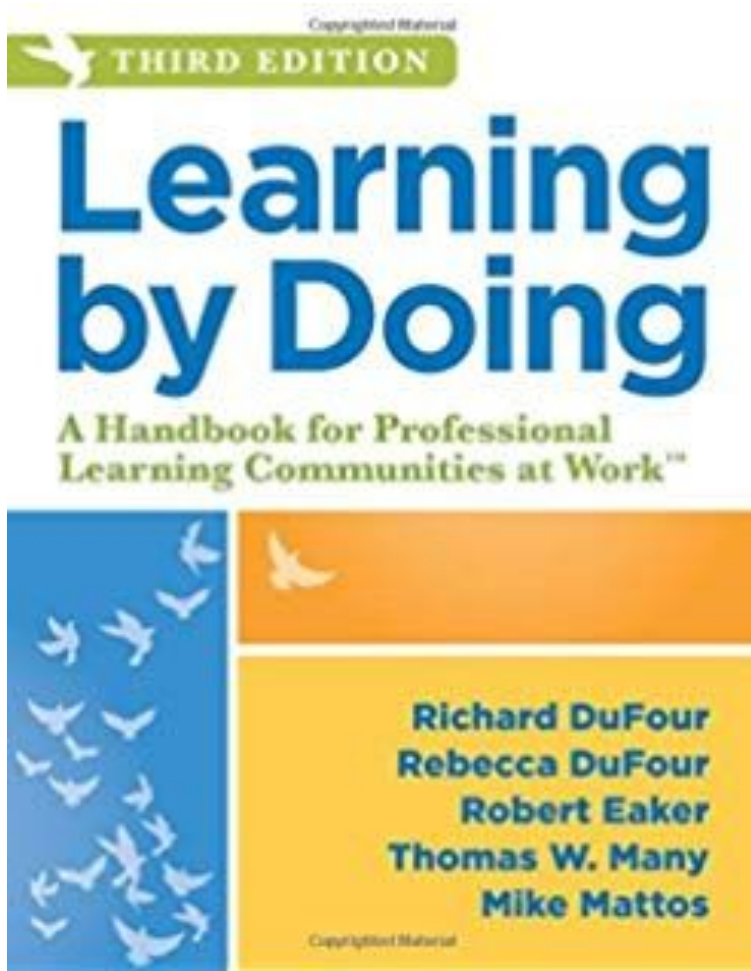
What is good
evidence of student
proficiency?

What does a strong
versus a weak
answer look like?

Meeting #4 (2nd Semester)

Providing
meaningful
feedback to both
Face-to-Face
students and
@Home students.

4:00-5:00 in the
Library



Establishing a Focus on Learning

Pg. 111-116

Creating Team-Developed Common Formative Assessments

Pg. 133-137 & 139-141