

Percentage of students who have met the goal:

Identifies Numbers (1.4.B)					
	BL	Q1	Q2	Q3	Q4
Teacher 1	43%	30%	44%	56%	83%
Teacher 2	50%	72%	100%	92%	100%
Teacher 3	28%	38%	83%	89%	89%
Teacher 4	40%	44%	68%	61%	62%
Teacher 5	21%	29%	76%	92%	93%
Teacher 6	17%	23%	82%	79%	79%
Teacher 7	13%	31%	35%	57%	82%
Teacher 8	45%	50%	42%	75%	88%
Teacher 9	50%	50%	100%	100%	100%
Teacher 10	18%	56%	69%	86%	93%
TOTAL:	32%	42%	70%	79%	87%

Phonology - Rhyming (4.3.B)					
	BL	Q1	Q2	Q3	Q4
Teacher 1	23%	15%	19%	33%	56%
Teacher 2	40%	50%	94%	92%	100%
Teacher 3	40%	74%	88%	93%	100%
Teacher 4	4%	8%	33%	32%	33%
Teacher 5	14%	21%	29%	37%	57%
Teacher 6	22%	17%	34%	58%	54%
Teacher 7	8%	8%	60%	56%	71%
Teacher 8	10%	17%	33%	33%	25%
Teacher 9	0%	0%	0%	0%	0%
Teacher 10	14%	38%	43%	65%	71%
TOTAL:	17%	25%	43%	50%	57%

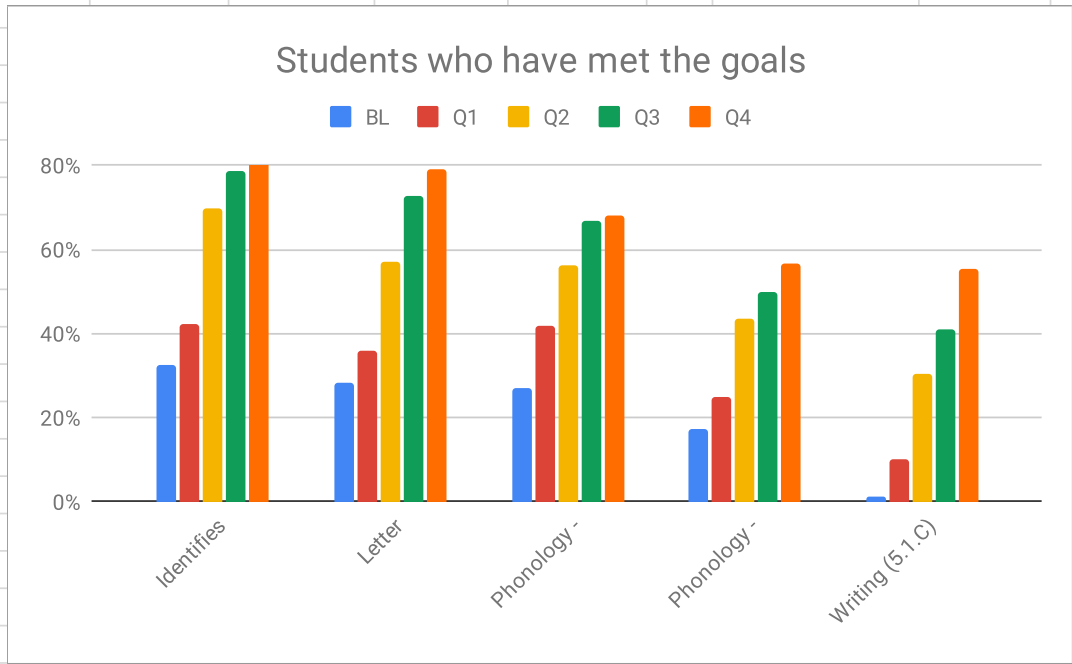
Letter Identification (4.2.B)					
	BL	Q1	Q2	Q3	Q4
Teacher 1	35%	24%	39%	63%	78%
Teacher 2	33%	53%	94%	92%	96%
Teacher 3	21%	33%	83%	89%	89%
Teacher 4	32%	36%	49%	70%	72%
Teacher 5	14%	29%	44%	61%	86%
Teacher 6	22%	40%	52%	79%	79%
Teacher 7	6%	11%	23%	47%	58%
Teacher 8	38%	42%	29%	50%	50%
Teacher 9	50%	50%	100%	100%	100%
Teacher 10	33%	44%	56%	77%	82%
TOTAL:	28%	36%	57%	73%	79%

Writing (5.1.C)					
	BL	Q1	Q2	Q3	Q4
Teacher 1	0%	0%	36%	47%	56%
Teacher 2	0%	8%	46%	58%	63%
Teacher 3	0%	17%	63%	51%	62%
Teacher 4	4%	4%	39%	48%	82%
Teacher 5	7%	7%	24%	50%	71%
Teacher 6	0%	17%	30%	33%	38%
Teacher 7	0%	6%	23%	64%	70%
Teacher 8	0%	0%	0%	0%	25%
Teacher 9	0%	0%	0%	0%	25%
Teacher 10	0%	41%	45%	57%	64%
TOTAL:	1%	10%	30%	41%	55%

Phonology - Sorting/Segmenting (4.3.B)					
	BL	Q1	Q2	Q3	Q4

Phonology - Blending (4.3.A)					
	BL	Q1	Q2	Q3	Q4

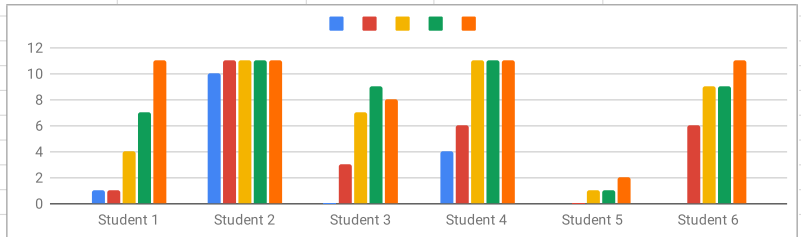
Teacher 1	23%	15%	53%	58%	67%	Teacher 1					
Teacher 2	19%	75%	89%	92%	88%	Teacher 2					
Teacher 3	19%	74%	92%	100%	100%	Teacher 3					
Teacher 4	15%	40%	48%	49%	62%	Teacher 4					
Teacher 5	28%	21%	66%	100%	93%	Teacher 5					
Teacher 6	60%	60%	64%	67%	67%	Teacher 6					
Teacher 7	27%	33%	65%	71%	88%	Teacher 7					
Teacher 8	20%	42%	33%	33%	25%	Teacher 8					
Teacher 9	25%	0%	0%	0%	0%	Teacher 9					
Teacher 10	36%	58%	53%	96%	93%	Teacher 10					
TOTAL:	27%	42%	56%	67%	68%	TOTAL:					



Teacher 1

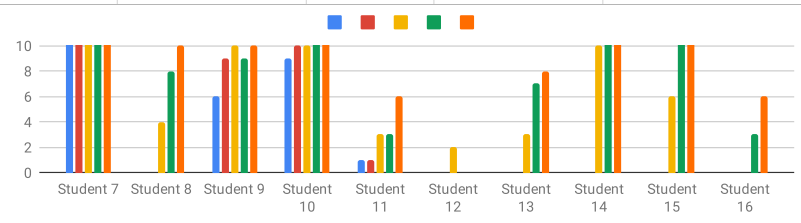
	Pre-K Students	Identifies Numbers (1.4.B)				
		Baseline	Q1	Q2	Q3	Q4
1	Student 1	1	1	4	7	11
2	Student 2	10	11	11	11	11
3	Student 3	0	3	7	9	8
4	Student 4	4	6	11	11	11
5	Student 5		0	1	1	2
6	Student 6		6	9	9	11
7						
8						
9						
10						
11						
12						
13						
14						
15						
16						
17						
18						
19						
20						

Pre-K Student Intervention Groups				
	Proficient	Close	Far to Go	Intervention
Baseline	Student 2		Student 4	Student 1, Student 3
Quarter 1	Student 2		Student 4, Student 6	Student 1, Student 3, Student 5
Quarter 2	Student 2, Student 4	Student 3, Student 6	Student 1	Student 5
Quarter 3	Student 2, Student 4	Student 1, Student 3, Student 6		Student 5
Quarter 4	Student 1, Student 2, Student 4, Student 6	Student 3		Student 5



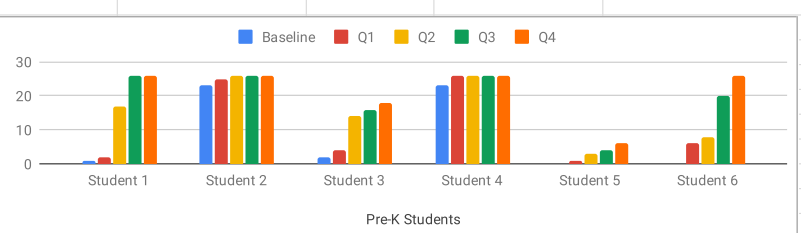
	PS - Students	Identifies Numbers (1.4.B)				
		Baseline	Q1	Q2	Q3	Q4
1	Student 7	11	11	11	11	11
2	Student 8	0	0	4	8	10
3	Student 9	6	9	10	9	10
4	Student 10	9	10	10	11	11
5	Student 11					
6	Student 12	1	1	3	3	6
7	Student 13		0	3	7	8
8	Student 14			10	11	11
9	Student 15			6	11	11
10	Student 16				3	6
11						
12						
13						
14						
15						
16						
17						
18						
19						
20						

PS Student Intervention Groups				
	Proficient	Close	Far to Go	Intervention
Baseline	Student 7, Student 9, Student 10			Student 8, Student 11
Quarter 1	Student 7, Student 9, Student 10			Student 8, Student 11, Student 12, Student 13
Quarter 2	Student 7, Student 9, Student 10, Student 14, Student 15	Student 8, Student 11, Student 13	Student 12	
Quarter 3	Student 7, Student 8, Student 9, Student 10, Student 13, Student 14, Student 15	Student 11, Student 16		
Quarter 4	Student 7, Student 8, Student 9, Student 10, Student 11, Student 13, Student 14, Student 15, Student 16			



	Pre-K Students	Letter Identification (4.2.B)				
		Baseline	Q1	Q2	Q3	Q4
1	Student 1	1	2	17	26	26
2	Student 2	23	25	26	26	26
3	Student 3	2	4	14	16	18
4	Student 4	23	26	26	26	26
5	Student 5		1	3	4	6
6	Student 6		6	8	20	26
7						
8						
9						
10						
11						
12						
13						
14						
15						
16						
17						

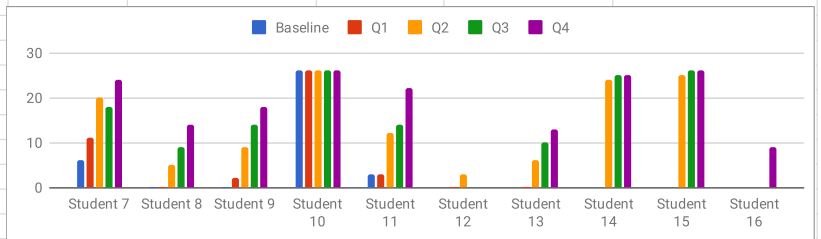
Pre-K Student Intervention Groups				
	Proficient	Close	Far to Go	Intervention
Baseline	Student 2, Student 4			Student 1, Student 3
Quarter 1	Student 2, Student 4			Student 1, Student 3, Student 5, Student 6
Quarter 2	Student 2, Student 4		Student 1, Student 3	Student 5, Student 6
Quarter 3	Student 1, Student 2, Student 4	Student 6	Student 3	Student 5
Quarter 4	Student 1, Student 2, Student 4, Student 6	Student 3		Student 5



18					
19					
20					

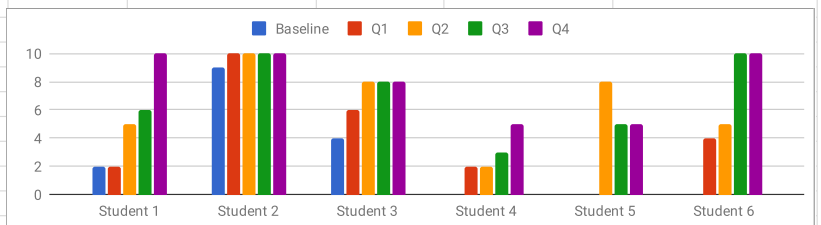
PS - Students		Letter Identification (4.2.B)				
		Baseline	Q1	Q2	Q3	Q4
1	Student 7	6	11	20	18	24
2	Student 8	0	0	5	9	14
3	Student 9	0	2	9	14	18
4	Student 10	26	26	26	26	26
5	Student 11	3	3	12	14	22
6	Student 12		0	3		
7	Student 13		0	6	10	13
8	Student 14			24	25	25
9	Student 15			25	26	26
10	Student 16					9
11						
12						
13						
14						
15						
16						
17						
18						
19						
20						

PS Student Intervention Groups				
	Proficient	Close	Far to Go	Intervention
Baseline	Student 10		Student 7	Student 8, Student 9, Student 11
Quarter 1	Student 10	Student 7		Student 8, Student 9, Student 11, Student 12, Student 13
Quarter 2	Student 7, Student 10	Student 9, Student 11	Student 13	Student 8, Student 12
Quarter 3	Student 7, Student 9, Student 10, Student 11	Student 8, Student 13		
Quarter 4	Student 7, Student 8, Student 9, Student 10, Student 11, Student 13			



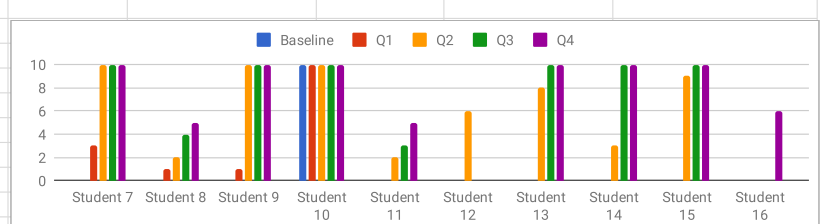
Pre-K Students		Phonology - Sorting/Segmenting (4.3.B)				
		Baseline	Q1	Q2	Q3	Q4
1	Student 1	2	2	5	6	10
2	Student 2	9	10	10	10	10
3	Student 3	4	6	8	8	8
4	Student 4	0	2	2	3	5
5	Student 5		0	8	5	5
6	Student 6		4	5	10	10
7						
8						
9						
10						
11						
12						
13						
14						
15						
16						
17						
18						
19						
20						

Pre-K Student Intervention Groups				
	Proficient	Close	Far to Go	Intervention
Baseline	Student 2			Student 1, Student 3, Student 4
Quarter 1	Student 2	Student 3		Student 1, Student 4, Student 5, Student 6
Quarter 2	Student 2, Student 3, Student 5		Student 1, Student 6	Student 4
Quarter 3	Student 2, Student 3, Student 6	Student 1	Student 5	Student 4
Quarter 4	Student 1, Student 2, Student 3, Student 6		Student 4, Student 5	



PS - Students		Phonology - Sorting/Segmenting (4.3.B)				
		Baseline	Q1	Q2	Q3	Q4
1	Student 7	0	3	10	10	10
2	Student 8	0	1	2	4	5
3	Student 9	0	1	10	10	10
4	Student 10	10	10	10	10	10
5	Student 11	0	0	2	3	5
6	Student 12		0	6		
7	Student 13		0	8	10	10
8	Student 14			3	10	10
9	Student 15			9	10	10
10	Student 16				0	6
11						
12						
13						
14						
15						
16						

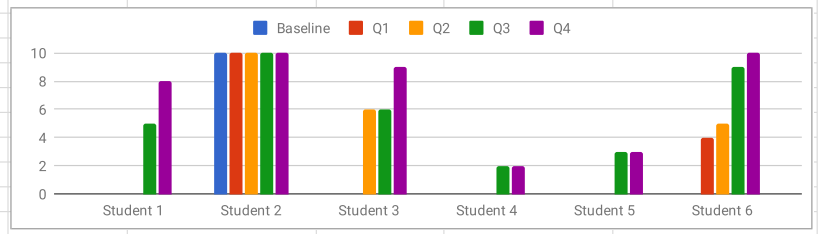
PS Student Intervention Groups				
	Proficient	Close	Far to Go	Intervention
Baseline	Student 10			Student 7, Student 8, Student 9, Student 11
Quarter 1	Student 10			Student 7, Student 8, Student 9, Student 11, Student 12, Student 13
Quarter 2	Student 7, Student 9, Student 10, Student 13	Student 12		Student 8, Student 11
Quarter 3	Student 7, Student 9, Student 10, Student 13			Student 8, Student 11
Quarter 4	Student 7, Student 9, Student 10, Student 13		Student 8, Student 11	



17						
18						
19						
20						

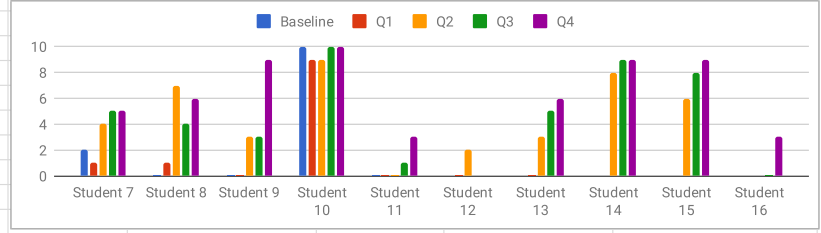
Pre-K Students		Phonology - Rhyming (4.3.B)				
		Baseline	Q1	Q2	Q3	Q4
1	Student 1	0	0	0	5	8
2	Student 2	10	10	10	10	10
3	Student 3	0	0	6	6	9
4	Student 4	0	0	0	2	2
5	Student 5		0	0	3	3
6	Student 6		4	5	9	10
7						
8						
9						
10						
11						
12						
13						
14						
15						
16						
17						
18						
19						
20						

Pre-K Student Intervention Groups				
	Proficient	Close	Far to Go	Intervention
Baseline	Student 2			Student 1, Student 3, Student 4
Quarter 1	Student 2			Student 1, Student 3, Student 4, Student 5, Student 6
Quarter 2	Student 2	Student 3	Student 6	Student 1, Student 4, Student 5
Quarter 3	Student 2, Student 6	Student 3	Student 1	Student 4, Student 5
Quarter 4	Student 1, Student 2, Student 3, Student 6			Student 4, Student 5



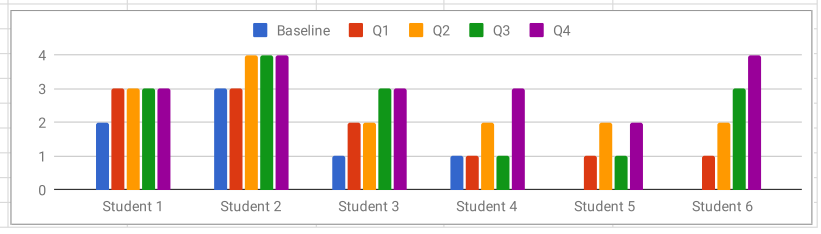
PS - Students		Phonology - Rhyming (4.3.B)				
		Baseline	Q1	Q2	Q3	Q4
1	Student 7	2	1	4	5	5
2	Student 8	0	1	7	4	6
3	Student 9	0	0	3	3	9
4	Student 10	10	9	9	10	10
5	Student 11	0	0	0	1	3
6	Student 12		0	2		
7	Student 13		0	3	5	6
8	Student 14			8	9	9
9	Student 15			6	8	9
10	Student 16				0	3
11						
12						
13						
14						
15						
16						
17						
18						
19						
20						

PS Student Intervention Groups				
	Proficient	Close	Far to Go	Intervention
Baseline	Student 10			Student 7, Student 8, Student 9, Student 11
Quarter 1	Student 10			Student 7, Student 8, Student 9, Student 11, Student 12, Student 13
Quarter 2	Student 10	Student 8		Student 7, Student 9, Student 11, Student 12, Student 13
Quarter 3	Student 10		Student 7, Student 13	Student 8, Student 9, Student 11
Quarter 4	Student 9, Student 10	Student 8, Student 13	Student 7	Student 11



Pre-K Students		Writing (5.1.C)				
		Baseline	Q1	Q2	Q3	Q4
1	Student 1	2	3	3	3	3
2	Student 2	3	3	4	4	4
3	Student 3	1	2	2	3	3
4	Student 4	1	1	2	1	3
5	Student 5		1	2	1	2
6	Student 6		1	2	3	4
7						
8						
9						
10						
11						
12						
13						
14						
15						

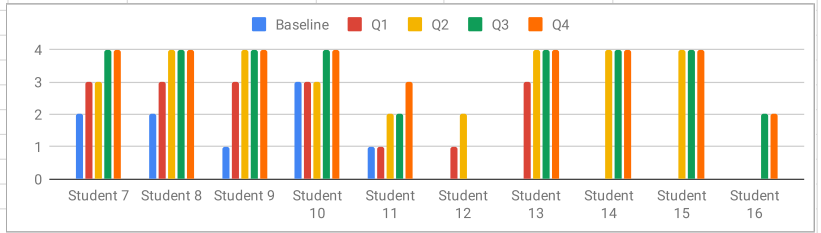
Pre-K Student Intervention Groups				
	Proficient	Close	Far to Go	Intervention
Baseline		Student 2	Student 1	Student 3, Student 4
Quarter 1		Student 1, Student 2	Student 3	Student 4, Student 5, Student 6
Quarter 2	Student 2	Student 1	Student 3, Student 4, Student 5, Student 6	
Quarter 3	Student 2	Student 1, Student 3, Student 6		Student 4, Student 5
Quarter 4	Student 2, Student 6	Student 1, Student 3, Student 4	Student 5	



16						
17						
18						
19						
20						

PS - Students		Writing (5.1.C)				
		Baseline	Q1	Q2	Q3	Q4
1	Student 7	2	3	3	4	4
2	Student 8	2	3	4	4	4
3	Student 9	1	3	4	4	4
4	Student 10	3	3	3	4	4
5	Student 11	1	1	2	2	3
6	Student 12		1	2		
7	Student 13		3	4	4	4
8	Student 14			4	4	4
9	Student 15			4	4	4
10	Student 16				2	2
11						
12						
13						
14						
15						
16						
17						
18						
19						
20						

PS Student Intervention Groups				
	Proficient	Close	Far to Go	Intervention
Baseline		Student 10	Student 7, Student 8	Student 9, Student 11
Quarter 1		Student 7, Student 8, Student 9, Student 10, Student 13		Student 11, Student 12
Quarter 2	Student 8, Student 9, Student 13, Student 14, Student 15	Student 7, Student 10	Student 11, Student 12	
Quarter 3	Student 7, Student 8, Student 9, Student 10, Student 13, Student 14, Student 15		Student 11, Student 16	
Quarter 4	Student 7, Student 8, Student 9, Student 10, Student 13, Student 14, Student 15	Student 11	Student 16	



Pre-K Students						
		Baseline	Q1	Q2	Q3	Q4
1	Student 1					
2	Student 2					
3	Student 3					
4	Student 4					
5	Student 5					
6	Student 6					
7						
8						
9						
10						
11						
12						
13						
14						
15						
16						
17						
18						
19						
20						

Pre-K Student Intervention Groups				
	Proficient	Close	Far to Go	Intervention
Baseline				
Quarter 1				
Quarter 2				
Quarter 3				
Quarter 4				

No data

PS - Students						
		Baseline	Q1	Q2	Q3	Q4
1	Student 7					
2	Student 8					
3	Student 9					
4	Student 10					
5	Student 11					
6	Student 12					
7	Student 13					
8	Student 14					
9	Student 15					
10	Student 16					
11						
12						
13						
14						

PS Student Intervention Groups				
	Proficient	Close	Far to Go	Intervention
Baseline				
Quarter 1				
Quarter 2				
Quarter 3				
Quarter 4				

No data

15					
16					
17					
18					
19					
20					

