

map Reading Fluency | Term Summary Report

Performance Level Key

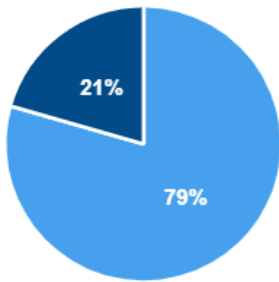
E Exceeds
M Meets
A Approaching
B Below
NS No Score
NE No Expectation

SCHOOL	LANGUAGE	GRADE
West Side Elementary	English	1st Grade

Catoosa County Public Schools 73 Student Results

Benchmark Summary

73 student results



- 58 students have Foundational Skills scores
- 15 students have Oral Reading scores

Dyslexia Screener Summary



A chart will display after results are done processing

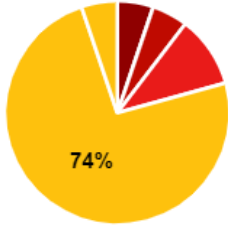
This system contains confidential information that may be subject to applicable federal and state law. By accessing this system, you shall comply with such applicable laws, the terms and conditions of your agreement with NWEA, and your entity's policies regarding the use, transmission and handling of such confidential information.

Foundational Skills Performance Breakdown

DECODING

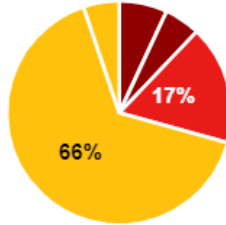
LANGUAGE COMPREHENSION

Phonological Awareness



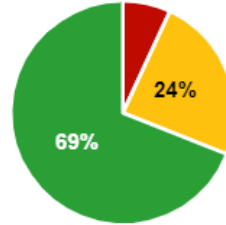
- Level 0: 5%
- Level 1: 0%
- Level 2: 5%
- Level 3: 10%
- Level 4: 74%
- Level 5: 5%

Phonics / Word Recognition



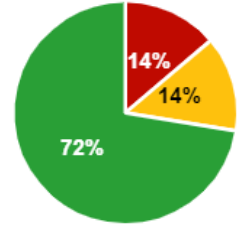
- Level 0: 7%
- Level 1: 5%
- Level 2: 0%
- Level 3: 17%
- Level 4: 66%
- Level 5: 5%

Listening Comprehension



- Below: 7%
- Approaching: 24%
- Meets: 69%
- Exceeds: 0%

Picture Vocabulary



- Below: 14%
- Approaching: 14%
- Meets: 72%
- Exceeds: 0%

This system contains confidential information that may be subject to applicable federal and state law. By accessing this system, you shall comply with such applicable laws, the terms and conditions of your agreement with NWEA, and your entity's policies regarding the use, transmission and handling of such confidential information.


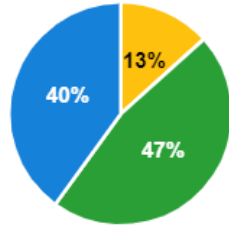

Oral Reading Performance Breakdown

ORAL READING FLUENCY

ORAL READING LEVEL

Oral Reading Rate

Lexile® Oral Reading Measure



To show the box-plot distribution, there must be at least 20 Oral Reading tests completed with valid scores.

To show the box-plot distribution, there must be at least 20 Oral Reading tests completed with valid scores.

- 0% of Students
- 0% of Students
- 13% of Students
- 47% of Students
- 40% of Students

This system contains confidential information that may be subject to applicable federal and state law. By accessing this system, you shall comply with such applicable laws, the terms and conditions of your agreement with NWEA, and your entity's policies regarding the use, transmission and handling of such confidential information.