

AGENDA

- Mission
- Norms
- Collective Commitments
- Build Shared Knowledge
- Nuts & Bolts
- Action Items

The Mission of Pleasant Grove Independent School District is to ensure high levels of learning for all students.

The Vision of Pleasant Grove Independent School District is to align policies, programs, and practices to reflect the commitment to ensuring high levels of learning for all students.

Collective Commitments

To ensure high levels of learning for all students, Pleasant Grove Independent School District is committed to:

- Being responsible for the success and well-being of every student Pre-K through 12th grade.
- Building a guaranteed and viable core curriculum and ensuring vertical articulation across all grade levels.
- Ensuring students who will live independently have access to Tier I Instruction.
- Developing and implementing a consistent professional learning structure that promotes best instructional practices and ensures high levels of learning for all students.
- Developing a district-wide system of intervention framework.

Celebrations

NORMS

We will

- Stay focused and engaged. If we need more processing time, we will work ask for more time.
- Respect the learning culture. Leave electronics for emergencies only.
- Focus on solutions. Be solution-driven.
- Listen to understand and speak to be understood.

PROTOCOL CHECK - HOLD A FINGER UP
OF WHAT NORM IS BREAKING

WHAT KIND OF INFLUENCER ARE YOU?

SEPTEMBER 21, 2022

INFLUENCER

ONE WHO EXERTS INFLUENCE : A PERSON WHO INSPIRES OR GUIDES THE
ACTIONS OF OTHERS (MERRIAM WEBSTER)



WHAT KIND OF INFLUENCER ARE YOU?

"ATTITUDE IS GREATLY SHAPED BY INFLUENCE AND ASSOCIATION." JIM ROHN

"IN ORDER TO DEVELOP THEIR STAFF, LEADERS NEED TO POSITIVELY INFLUENCE THEM IN ORDER TO FACILITATE BEHAVIORAL CHANGES WHICH WILL CONTRIBUTE TO THEIR OVERALL PROFESSIONAL DEVELOPMENT." UNKNOWN

"IT TAKES TREMENDOUS DISCIPLINE TO CONTROL THE INFLUENCE THE POWER YOU HAVE OVER OTHER PEOPLE'S LIVES." CLINT EASTWOOD



Learning Target:

I can identify and understand an effective Tier 1 model of instruction.

What Do You Think You Know About Tier 1 Instruction?

- 1. When you walk into a classroom, what do you NOT want to see?**
- 2. What does research-based instruction mean?**
- 3. What does high quality instruction look like, sound like, and feel like?**
Draw a picture on the back.

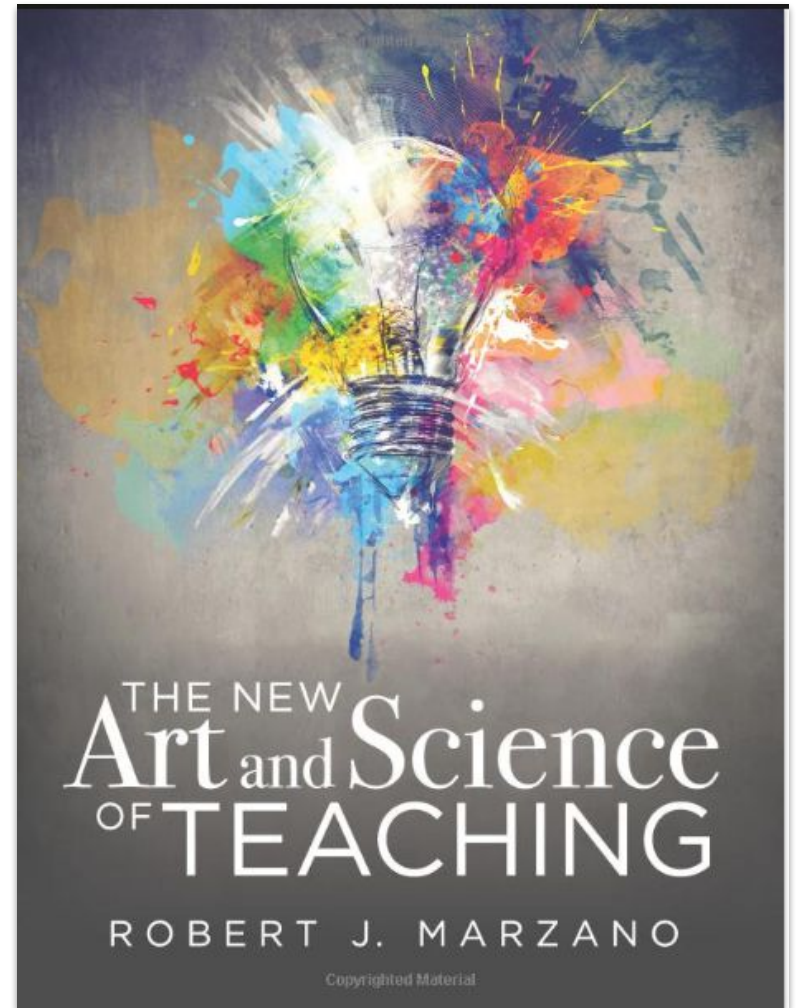
New Art and Science of Teaching

Instructional Model

A framework for designing and delivering effective instruction.

- Establishes a **common language** of instructional practices school-wide and district-wide
- Clearly defines **instructional actions a school commits** to using to help students learn
- Identifies instructional actions in terms of **teacher behaviors** to help students learn

As Leaders of Learning, we are building shared knowledge about Tier 1 instruction. Teams are NOT expected to take this back to campuses for implementation at this time.



Tier 1 Instruction

Learning Target:

I can identify, understand, and implement an effective Tier 1 model of instruction.

Q4 I can create the NASOT model and explain how each Design Area is critical for student learning.	
Q1 I can identify and understand an effective Tier 1 model of instruction.	
I can compare the Design Categories under the Content category to the Gradual Release of Responsibility.	
I can understand there are 500+ research-based instructional strategies under the 43 elements.	
I can recognize the 43 Elements of the NASOT model.	
I can categorize the 10 Design Areas of the NASOT model.	
I can identify the 3 Categories of the NASOT model.	
I can define the “why” regarding a district instructional model.	

WHY?

Highly Effective Instructional Practices

RTI focuses on providing high-quality instruction and interventions at three different levels or “tiers.”


All students receive **high-quality classroom instruction** and screening within **Tier 1**. Approximately **80 percent of students** are expected to reach targeted goals under this core instruction.

Typically, around **15 percent** receive small-group and supplemental instruction in Tier 2.

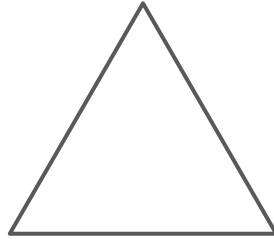
The remaining **5 percent** require more intensive and individualized interventions in Tier 3.

Shaping Up Our Thinking


**Square with my
thinking**



3 Points to Remember



**A question circling in
my mind**



**What do I
now know?**

Online Assessment Handbook and Plan

#betternother

What is STAAR 2.0

The State of Texas Assessments of Academic Readiness (STAAR®) program has been redesigned for the 2022-2023 school year to align more closely with effective classroom instruction. Key elements of the redesign include:

- the addition of new non-multiple-choice questions that give students more ways to show their understanding and better reflect questions teachers ask in the classroom;
- the addition of a writing component to reading assessments for grades 3-8 to better support the interconnected way these subjects are taught; and
- the incorporation of more cross-curricular passages into the new reading language arts (RLA) assessments so that test questions can reference topics students have learned about in other classes.

TEA is actively working to update existing STAAR redesign resources and provide additional resources. More information about these resources will be available soon.

What kind of INFLUENCER will you be?

- [Fessenden Video](#)
- Words Matter!
- [Overview of the Handbook](#)

Don't adapt to the
energy in the room.
Influence the energy
in the room.

District Timeline

September -

- Meet with Technology Department
- Sept. 21 LOL - Communicate to Principals
- Technology Department - create online testing site
- Learning Services STAAR Assessment Training
- Start creation of Benchmark Assessments

District Timeline

October -

- Take Online Assessment Handbook to the Guiding Coalition
- Adjust existing practices and procedures
- Assess technology readiness
- Schedule trainings for teachers during CTMs by CTCs and CLCs
- Teachers begin training students
- Finalize creation of Benchmark Assessment

****Remember what kind of influencer are you going to be?*****

District Timeline

November-

- All tests online by November 7th
- Campuses practicing their Unit Plan in Aware

December-

- Online administration of 2022 December STAAR EOC

January-

- Campuses practicing using Cambium
- Feedback at LOL Meetings

District Timeline

February-

- Campuses practicing using Cambium
- Feedback at LOL Meetings
- Meeting with Tech and CTC to finalize testing plan

March-

- Campuses practicing using Cambium
- Feedback at LOL Meetings
- Administer Benchmark Tests
- Provide feedback to Tech and CT Cafter Benchmark s

April-

- Online administration of 2023 STAAR

May-

- Online administration of 2023 STAAR
- Send EOY analysis survey to address any campus concerns

Let's Practice...

- Test Assessment Practice
- Resources

Nuts & Bolts

1. Carla - update
2. Unit Monitoring - Ladders
3. When we have a teacher out, are we still using technology to get the students (of the teacher who is out) the daily instruction? What about ISS/ DAEP?
4. Role of the CLC
5. Watch D.O.G.S.
6. Homecoming/Red Ribbon Week - Alignment
7. 2022-2023 Professional Learning- Collaborative Teams
8. 1:00-1:15 Matt Fry
9. 1:15-1:30 Jim McClurg
10. 1:30-2:15 Tina Antley

Pleasant Grove Independent
School District



Professional Learning Communities
Handbook

The mission of Pleasant Grove Independent School District is to ensure
high levels of learning for all students.

Q4 I can create the NASOT model and explain how each Design Area is critical for student learning.	
Q1 I can identify and understand an effective Tier 1 model of instruction.	
I can compare the Design Categories under the Content category to the Gradual Release of Responsibility.	
I can understand there are 500+ research-based instructional strategies under the 43 elements.	
I can recognize the 43 Elements of the NASOT model.	
I can categorize the 10 Design Areas of the NASOT model.	
I can identify the 3 Categories of the NASOT model.	
I can define the “why” regarding a district instructional model.	