





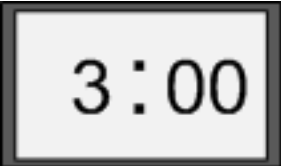
PGISD Priority Standard Summary Chart

Ladder: Top rung is the standard in its entirety (rewrapped). Please write in the learning target for each rung until you reach the top rung. Add rows if needed.

	Priority Standard	Tell time to the hour and half hour using analogue clocks and digital clocks.	<input type="checkbox"/>
	Step 7 to Proficiency	I can tell time to the half hour using a digital clock.	<input type="checkbox"/>
	Step 6 to Proficiency	I can tell time to the half hour using an analog clock.	<input type="checkbox"/>
	Step 5 to Proficiency	I can tell time to the hour using an analog and digital clock.	<input type="checkbox"/>
	Step 4 to Proficiency	I can tell time to the hour using a digital clock.	<input type="checkbox"/>
	Step 3 to Proficiency	I can identify parts of a digital clock.	<input type="checkbox"/>
	Step 2 to Proficiency	I can tell time to the hour using an analog clock.	<input type="checkbox"/>
	Step 1 to Proficiency	I can identify parts of an analog clock. (Minute hand, hour hand, direction of hands, circular number line)	<input type="checkbox"/>



PGISD Priority Standard Summary Chart

Grade: First	Subject: Math
Example of Rigor: What does proficient work look like? What DOK level? Provide an example or description.	<p>Kasey will need to leave early from school today for a dentist appointment.</p> <p>a. If he must meet his mother in the school office at 2:00, which analog clock best represents the time Kasey should be in the school office?</p>  <p>b. Explain why the selected clock represents 2:00.</p> <p>Kasey's dentist appointment starts at the time shown on the digital clock below.</p>  <p>Have students create the time using a Judy Clock.</p>
Prerequisite Skills: What prior knowledge, skills and/or vocabulary are needed for a student to master this standard?	Order numbers 1-12 Counting by 5s Minute hand Hour hand Colon Analog Clock Digital Clock
When Taught: When will this standard be taught?	Unit 3 (First Quarter) Unit 12 (time to the half hour)
Common Assessments:	Unit 3 CFA



PGISD Priority Standard Summary Chart

<p>What assessments will be used to measure student mastery? (CFA and Unit assessment) Link them here.</p>	<p>Unit 3 Assessment</p>
<p>Extension What will we do when the students have already learned this standard?</p>	<p>Time to the half hour with blank clocks. Seesaw assignments</p> <p style="text-align: right;">1/2</p> <p style="text-align: right;">Name: _____</p> <p style="text-align: right;">1. 1.7E tell time to the hour and half hour using analog and digital clocks</p> <div data-bbox="716 574 1423 837"></div> <div data-bbox="1457 532 1726 766"></div>
<p>Additional Instructional Materials (Link here)</p>	