




## PLC 2023 Summer/Return to School Work Guide

Revisit/Craft Mission	✓ Status
Revisit/Craft Vision (Does it support our district's mission/vision?)	✓ Status
Revisit/Craft Collective Commitments	✓ Status
Year-Long WIG (posted in LL w/ quarter one, then tracked quarterly)	✓ Status
Lead Measure (s) – no more than 2	✓ Status
 Place mission, vision, collective commitments, WIG, and lead measures in PLC Google folder labeled: Our Team	✓ Status
Review/Complete R.E.A.L. (unwrap the standards)	✓ Status
Review district Pacing Guides	✓ Status
Create/Identify Your Collaborative Team's Pacing Guide When to give CFA: time to respond to Tier 1 if needed or Tier II/III When to give CSA:	✓ Status
 Place R.E.A.L. and Pacing Guide in PLC Google folder labeled: Q1: What We Want Our Students to Learn	✓ Status
 Create a Google folder for each essential standard labeled: essential standard & date taught (i.e. RL.2 8/3-8/22)	Date completed
Craft UDL for each essential standard	Status
Revisit/Craft Kid-Friendly Learning Targets (Journeys) for each essential standard	Status
Revisit/Craft rubric/establish proficiency standards/example of student proficiency.	Status
Revisit/Craft CFA (for each essential standard)	Status

Revisit/Craft CSA (for each essential standard)	Status
Make a copy of Collaborative Team Agenda/Mtg. Notes	Status
In each folder place the UDL, learning targets, CFA, CSA for that essential standard along a copy of the Collaborative Team agenda/mtg. notes	Status