



Chaparral

Grades 3-5
Fall 2021



Report created by
Panorama Education



Summary

Topic Description	Results	Comparison
<p>Emotion Regulation</p> <p>How well students regulate their emotions.</p>	<p>56%</p> <p>▲ 10 since last survey</p>	<p>49% Washington Elementary School District</p>
<p>School Safety</p> <p>Perceptions of student physical and psychological safety at school.</p>	<p>60%</p> <p>▼ 9 since last survey</p>	<p>55% Washington Elementary School District</p>
<p>Self-Management</p> <p>How well students manage their emotions, thoughts, and behaviors in different situations.</p>	<p>73%</p> <p>▲ 6 since last survey</p>	<p>67% Washington Elementary School District</p>
<p>Social Awareness</p> <p>How well students consider the perspectives of others and empathize with them.</p>	<p>75%</p> <p>▲ 10 since last survey</p>	<p>69% Washington Elementary School District</p>
<p>Supportive Relationships</p> <p>How supported students feel through their relationships with friends, family, and adults at school.</p>	<p>88%</p> <p>▲ 1 since last survey</p>	<p>87% Washington Elementary School District</p>
<p>Valuing of School</p> <p>How much students feel that school is interesting, important, and useful.</p>	<p>76%</p>	<p>72% Washington Elementary School District</p>

174 responses



Emotion Regulation

Your average

56%

174 responses

Change

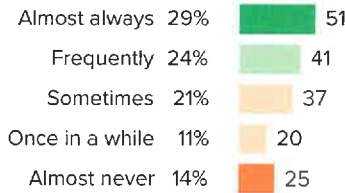
▲ 10

since last survey

District average: **49%** Washington Elementary School District

How did people respond?

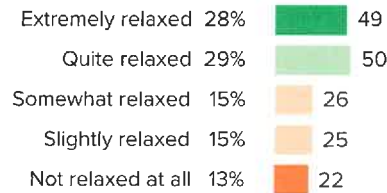
Q.1: How often are you able to pull yourself out of a bad mood?



▲ 13 from last survey

Favorable: **53%**

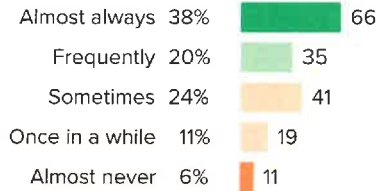
Q.2: When everybody around you gets angry, how relaxed can you stay?



▲ 14 from last survey

Favorable: **58%**

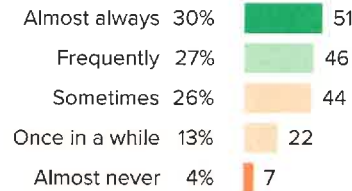
Q.3: How often are you able to control your emotions when you need to?



▲ 3 from last survey

Favorable: **59%**

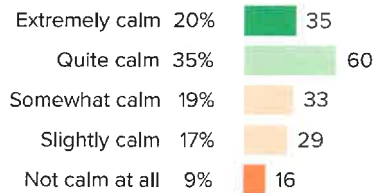
Q.4: Once you get upset, how often can you get yourself to relax?



▲ 12 from last survey

Favorable: **57%**

Q.5: When things go wrong for you, how calm are you able to stay?



▲ 8 from last survey

Favorable: **55%**



School Safety

Your average

60%

174 responses

Change

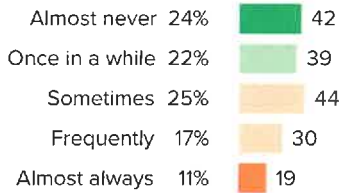
9

since last survey

District average: **55%** Washington Elementary School District

How did people respond?

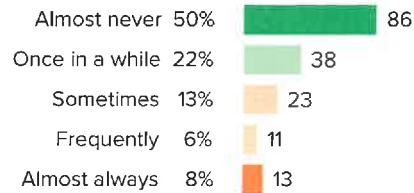
Q.1: How often are people disrespectful to others at your school?



▲ 1 from last survey

Favorable: **47%**

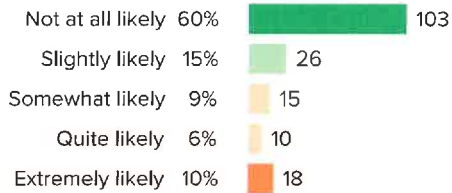
Q.2: How often do students get into physical fights at your school?



▼ 14 from last survey

Favorable: **73%**

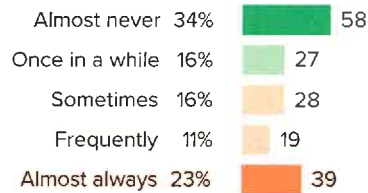
Q.3: How likely is it that someone from your school will bully you online?



▼ 11 from last survey

Favorable: **75%**

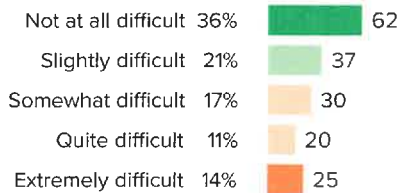
Q.4: How often do you worry about violence at your school?



▼ 11 from last survey

Favorable: **50%**

Q.5: If a student is bullied in school, how difficult is it for him/her to get help from an adult?



▼ 10 from last survey

Favorable: **57%**



Self-Management

Your average

73%

174 responses

Change

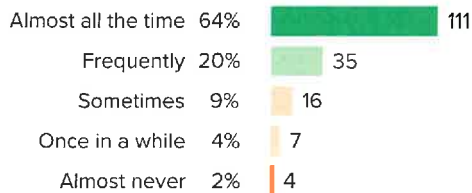
▲ 6

since last survey

District average: **67%** Washington Elementary School District

How did people respond?

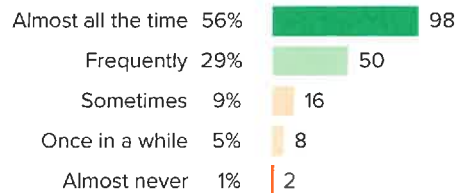
Q.1: During the past 30 days...How often were you polite to adults?



▲ 4 from last survey

Favorable: **84%**

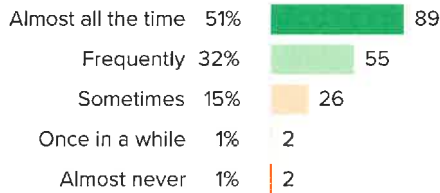
Q.2: During the past 30 days...How often did you come to class prepared?



▲ 10 from last survey

Favorable: **85%**

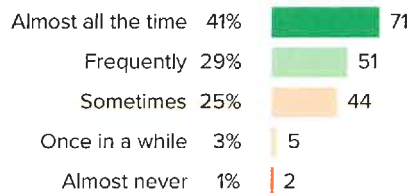
Q.3: During the past 30 days...How often did you follow directions in class?



▼ 1 from last survey

Favorable: **83%**

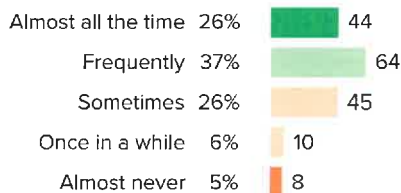
Q.4: During the past 30 days...How often did you get your work done right away, instead of waiting until the last minute?



▲ 13 from last survey

Favorable: **71%**

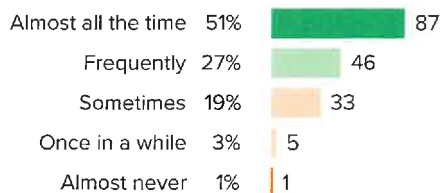
Q.5: During the past 30 days...How often did you pay attention and ignore distractions?



▲ 9 from last survey

Favorable: **63%**

Q.6: During the past 30 days...When you were working independently, how often did you stay focused?

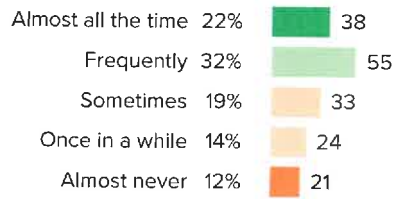


▲ 8 from last survey

Favorable: **77%**

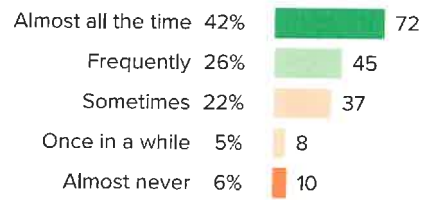


Q.7: During the past 30 days...How often did you remain calm, even when someone was bothering you or saying bad things?



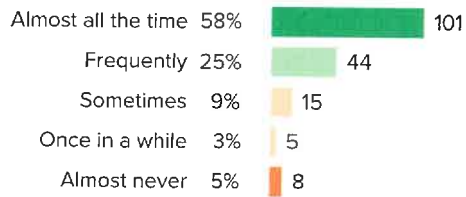
▲ **13** from last survey Favorable: **54%**

Q.8: During the past 30 days...How often did you allow others to speak without interrupting them?



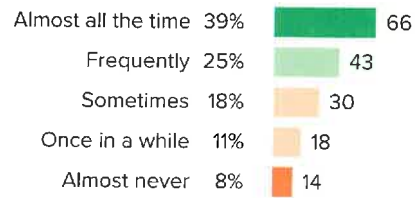
▲ **0** from last survey Favorable: **68%**

Q.9: During the past 30 days...How often were you polite to other students?



▲ **2** from last survey Favorable: **84%**

Q.10: During the past 30 days...How often did you keep your temper under control?



▲ **3** from last survey Favorable: **64%**



Social Awareness

Your average

75%

174 responses

Change

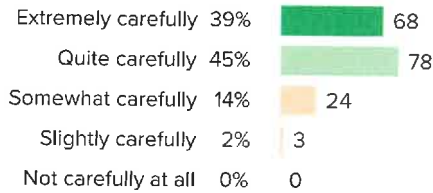
▲ 10

since last survey

District average: **69%** Washington Elementary School District

How did people respond?

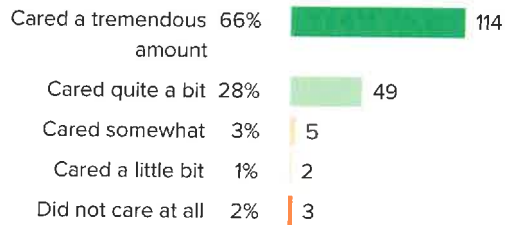
Q.1: During the past 30 days...How carefully did you listen to other people's points of view?



▲ 11 from last survey

Favorable: **84%**

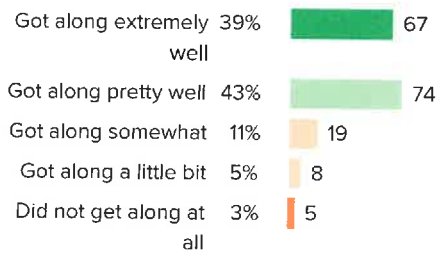
Q.2: During the past 30 days...How much did you care about other people's feelings?



▲ 8 from last survey

Favorable: **94%**

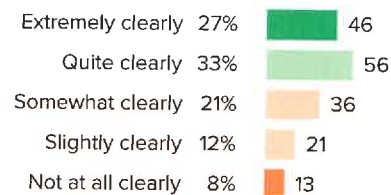
Q.3: During the past 30 days...How well did you get along with students who are different from you?



▲ 4 from last survey

Favorable: **82%**

Q.4: During the past 30 days...How clearly were you able to describe your feelings?

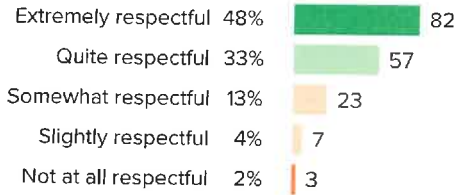


▲ 14 from last survey

Favorable: **59%**



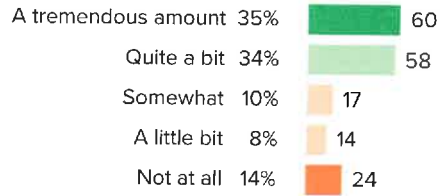
Q.5: During the past 30 days...When others disagreed with you, how respectful were you of their views?



▲ 7 from last survey

Favorable: **81%**

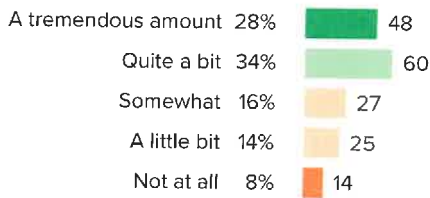
Q.6: During the past 30 days...To what extent were you able to stand up for yourself without putting others down?



▲ 15 from last survey

Favorable: **68%**

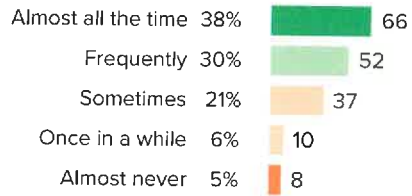
Q.7: During the past 30 days...To what extent were you able to disagree with others without starting an argument?



▲ 8 from last survey

Favorable: **62%**

Q.8: During the past 30 days...How often did you compliment others' accomplishments?



▲ 9 from last survey

Favorable: **68%**



Supportive Relationships

Your average

88%

174 responses

Change

▲ 1

since last survey

District average: **87%** Washington Elementary School District

How did people respond?

Q.1: Do you have a teacher or other adult from school who you can count on to help you, no matter what?



▼ **3** from last survey Favorable: **86%**

Q.2: Do you have a family member or other adult outside of school who you can count on to help you, no matter what?



▲ **2** from last survey Favorable: **90%**

Q.3: Do you have a friend from school who you can count on to help you, no matter what?



▲ **5** from last survey Favorable: **88%**



Valuing of School

Your average

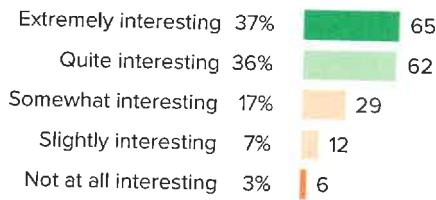
76%

174 responses

District average: **72%** Washington Elementary School District

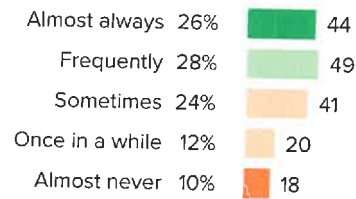
How did people respond?

Q.1: How interesting do you find the things you learn in school?



Favorable: **73%**

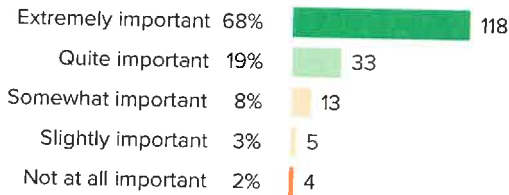
Q.2: How often do you use ideas from school in your daily life?



▲ 12 from last survey

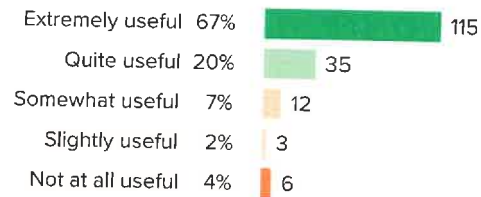
Favorable: **54%**

Q.3: How important is it to you to do well in school?



Favorable: **87%**

Q.4: How useful do you think school will be to you in the future?



▲ 12 from last survey

Favorable: **88%**