

The image features the text "GRE PLC" in a bold, black, sans-serif font, centered on a light gray background. The background is decorated with a bokeh effect of out-of-focus white and light gray circles. Two thin, brown L-shaped lines are positioned around the text: one in the upper left and one in the lower right, framing the central text.

**GRE  
PLC**

# LEARNING OUTCOMES

Teachers will have a better understanding of the PLC Team Cycle.

Teachers will analyze instruction and curriculum standards in order to design a formative assessment.



## WHAT IS THE PLC PROCESS?

“An ongoing process in which educators work collaboratively in recurring cycles of collective inquiry and action research to achieve better results for the students they serve. PLCs operate under the assumption that the key to improved learning for students is continuous job-embedded learning for educators.”

-DuFour, Eaker, Many, and Mattos



# Our journey continues.....

Building Our Understanding of a PLC

Learning how to analyze data

Looking at process and the impact of a learning community.

Common understanding and processes at GRE.

Building formative and summative assessments to impact instruction.

**“When you’re committed to something, you accept no excuses, only results.”**

**- Kenneth Blanchard**

# Foundation



Three Big Ideas

Big ideas drive PLCs.



Big Idea 1

Focus on Learning



Big Idea 2

Collaborative Culture



Big Idea 3

Results Orientation






# What do we hold tight?

“We as educators, must accept responsibility to ensure high levels of learning for every student.”

- Kenneth C. Williams, Tom Hierck

What does that look like?


Instruction  
Collaboration



# 6 Actions of PLCs to Focus on the Right Work



A ction  
C hanges  
T hings



The Cycle Continues.....

# PLC Framework



# Driving Questions of a PLC

Q1

What do we expect them to learn?

Q2

How will we know when they've learned it?

Q3

How will we respond if they don't learn it?

Q4

How will we respond if they already know it?

# TEAM NORMS REBOOT



Every PLC begins  
with NORMS.

- \*Are they purposeful?
- \*Does everyone still agree?
- \*Will they help us achieve the outcomes to our work?

# Meetings

## Include

- Protocols
- Facilitator
- Relevant Data/Student work

- Collaborative
- Agenda
- Action Steps
- then.....

# Formative Assessments



## What?

To assess student understanding of the particular learning intentions and success criteria currently in focus within the curriculum/unit of study.




## Why?

To have a better understanding of the impact of our instruction on student learning.



## How?

Focusing on learning standards, common expectations, common goals, etc....





Writing a Formative  
Assessment


10 Tips

Protocol

Collaboration

Guide

Tool



# GRE PLC Expectations for the Year

\*3 PLCs per nine weeks.

- a. Day and time are determined by team.
- b. If it's after school it needs to be 50 minutes. (duty does not usually end until 3:15)
- c. Invite administration to PLCs.
- d. Team Leaders submit PLC dates for the first nine weeks to Ms. Roden by **August 20th**.

\*One formative assessment to be created each nine weeks.

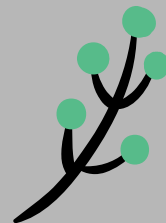
- a. Submitted to Ms. Roden
- b. Reviewed during PLC time.
- c. A team can change the content area that you will focus on for the formative assessment.

\*All members of the team will lead PLCs.

\*Protocols must be used during PLCs.

\*Collaborative agenda filled out for each PLC.

- a. PLC Collaborative Agenda to be submitted.



# Creating a Culture of Collaboration - TEAM

**A collective commitment to helping students succeed and grow.**

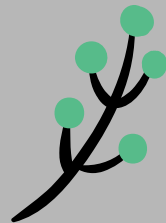
It's GO TIME!

Use **COLLABORATIVE PROTOCOL** to help guide you through the process.

Look at upcoming standards.

Create a formative assessment.

Complete this [FORM](#) when your team is completed.



# EXPECTATIONS

Grade levels develop an assessment focused on math for the first 9 weeks of school. Special education staff, GT, LAS will partner with the grade level of their choice.

- a. Meet in team leader's room.
- b. 5th Grade will focus on science.

Communications and FLS will collaborate on formative assessments to utilize with their students based on their IEP.

- a. Meet in Ms. Beck's room.

Enrichment Team will work together to create an assessment for their students based on the first nine weeks content for their specific instruction.

- a. Meet in Ms. Grella's room.

Each team will fill out this [FORM](#) to submit their formative assessment feedback form.

