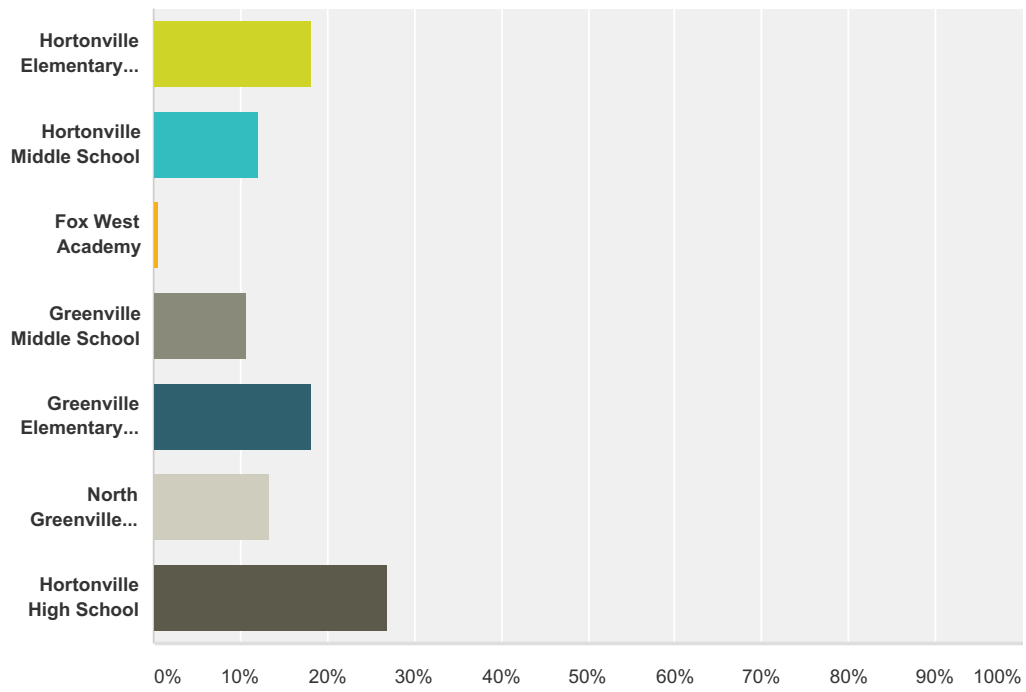


Q1 What building are you filling out this continuum for?

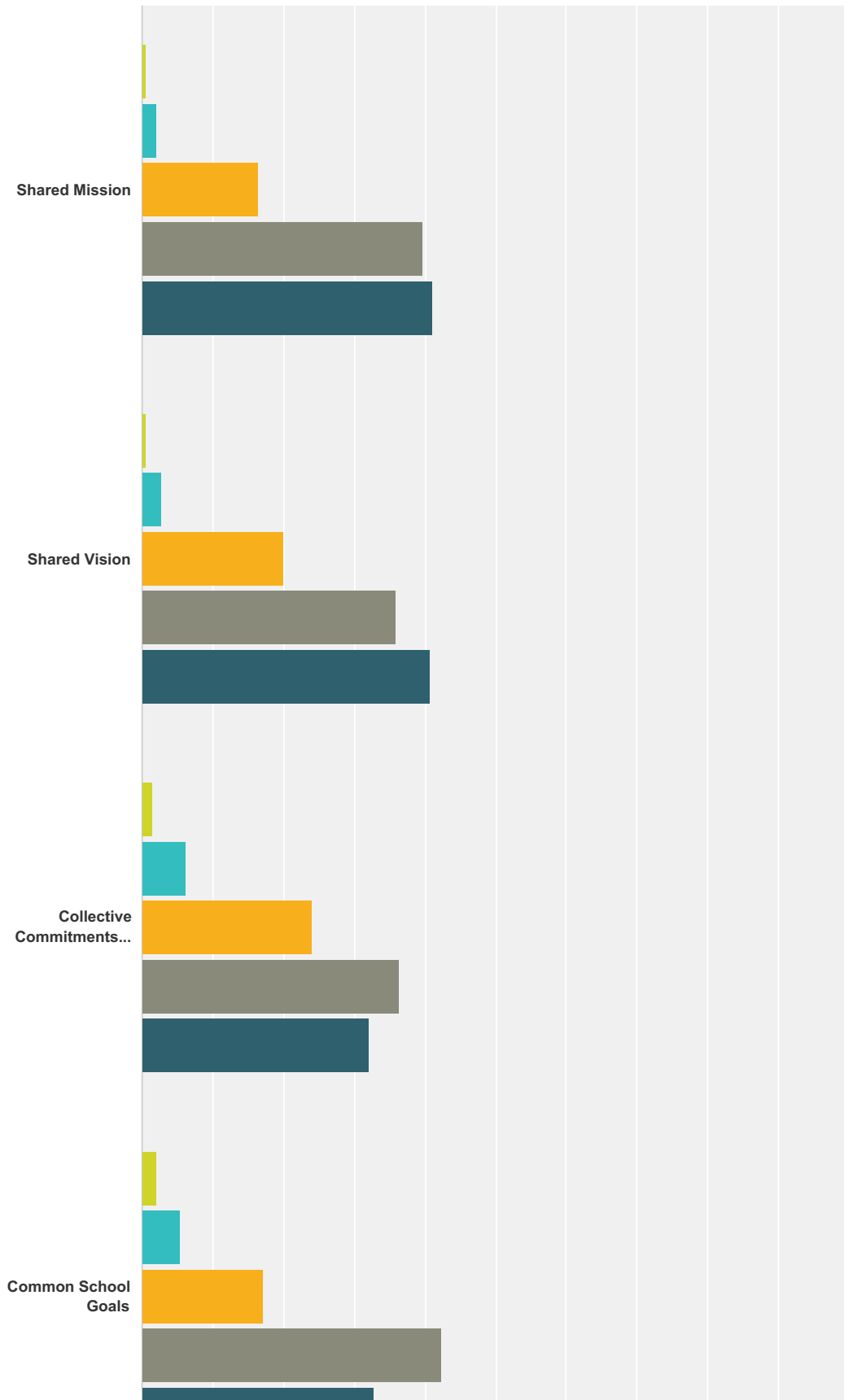
Answered: 149 Skipped: 0



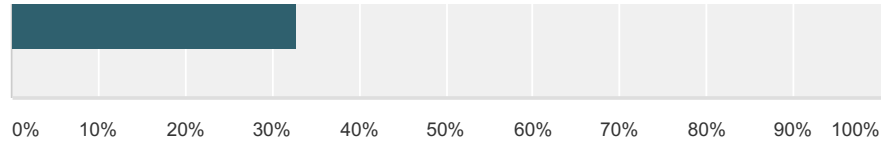
Answer Choices	Responses
Hortonville Elementary School	18.12% 27
Hortonville Middle School	12.08% 18
Fox West Academy	0.67% 1
Greenville Middle School	10.74% 16
Greenville Elementary School	18.12% 27
North Greenville Elementary School	13.42% 20
Hortonville High School	26.85% 40
Total	149

Q2 LAYING THE FOUNDATION

Answered: 146 Skipped: 3



HASD Continuum Check 2015

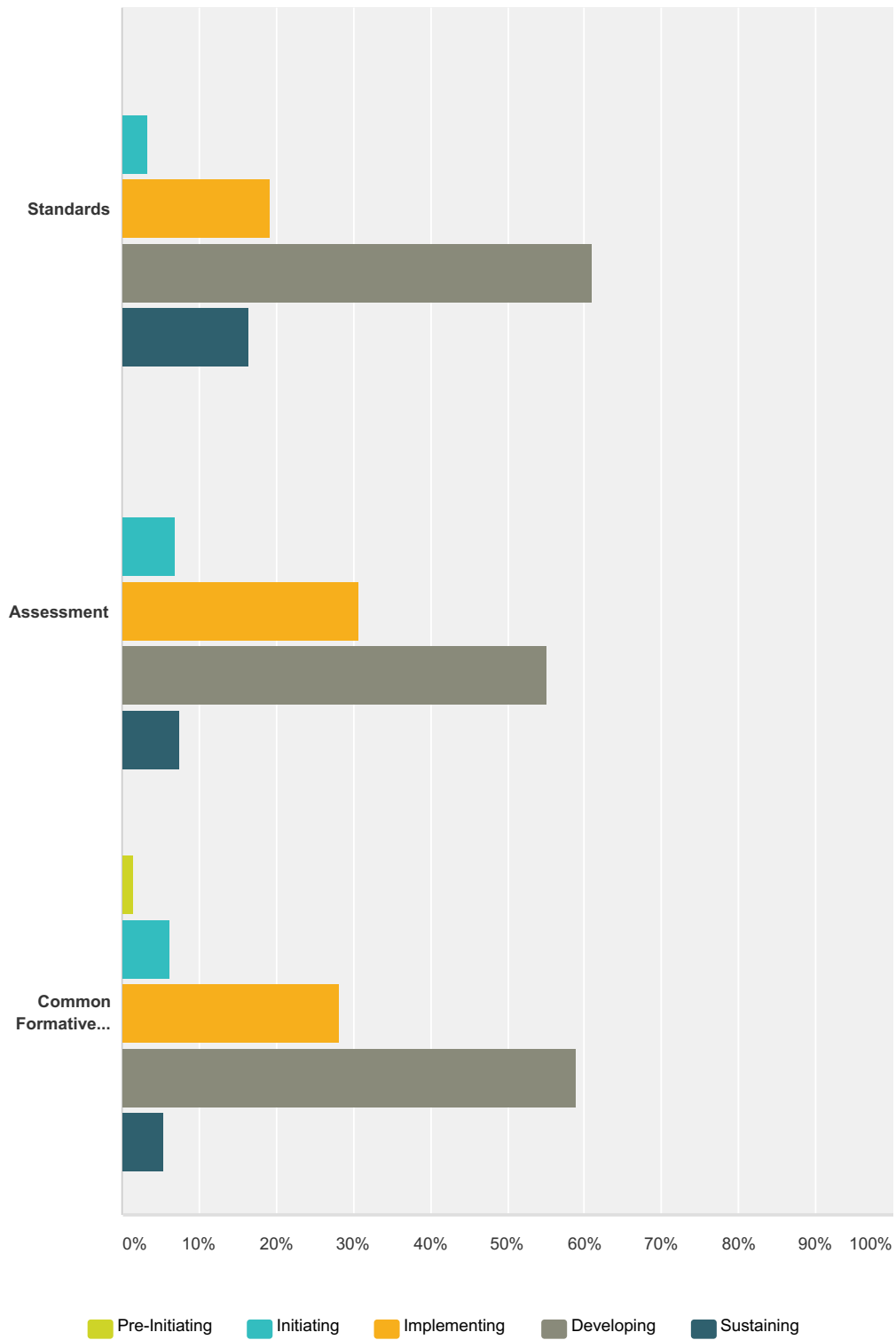


■ Pre-Initiating
 ■ Initiating
 ■ Implementing
 ■ Developing
 ■ Sustaining

	Pre-Initiating	Initiating	Implementing	Developing	Sustaining	Total
Shared Mission	0.68% 1	2.05% 3	16.44% 24	39.73% 58	41.10% 60	146
Shared Vision	0.69% 1	2.76% 4	20.00% 29	35.86% 52	40.69% 59	145
Collective Commitments (Shared Values)	1.37% 2	6.16% 9	23.97% 35	36.30% 53	32.19% 47	146
Common School Goals	2.05% 3	5.48% 8	17.12% 25	42.47% 62	32.88% 48	146

Q3 LEARNING AS OUR FUNDAMENTAL PURPOSE (PART I)

Answered: 147 Skipped: 2



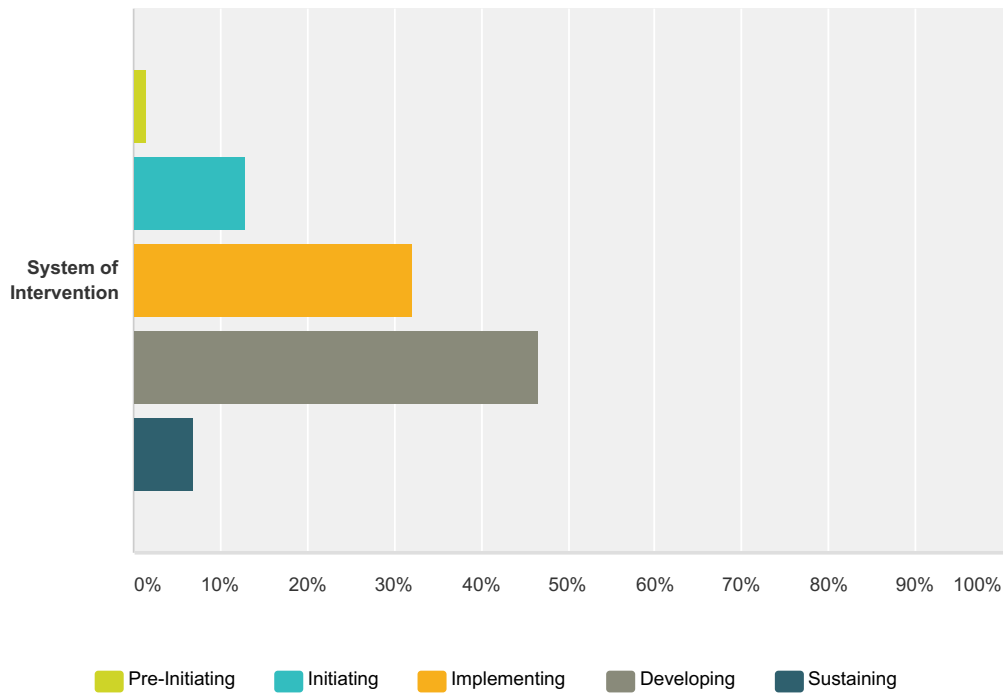
	Pre-Initiating	Initiating	Implementing	Developing	Sustaining	Total
--	----------------	------------	--------------	------------	------------	-------

HASD Continuum Check 2015

Standards	0.00% 0	3.42% 5	19.18% 28	60.96% 89	16.44% 24	146
Assessment	0.00% 0	6.80% 10	30.61% 45	55.10% 81	7.48% 11	147
Common Formative Assessment	1.37% 2	6.16% 9	28.08% 41	58.90% 86	5.48% 8	146

Q4 LEARNING AS OUR FUNDAMENTAL PURPOSE (PART II)

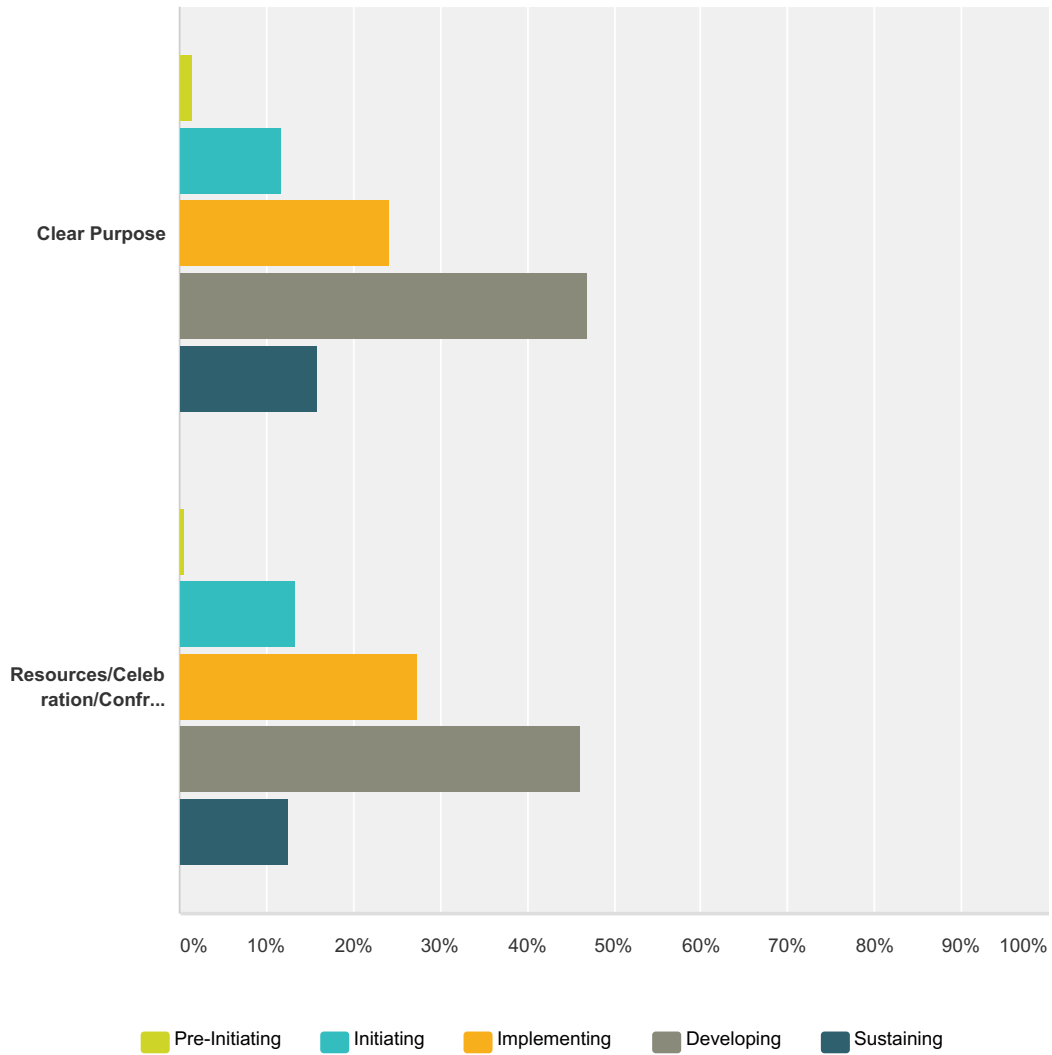
Answered: 146 Skipped: 3



	Pre-Initiating	Initiating	Implementing	Developing	Sustaining	Total
System of Intervention	1.37%	13.01%	32.19%	46.58%	6.85%	146
	2	19	47	68	10	

Q5 Effective Communications

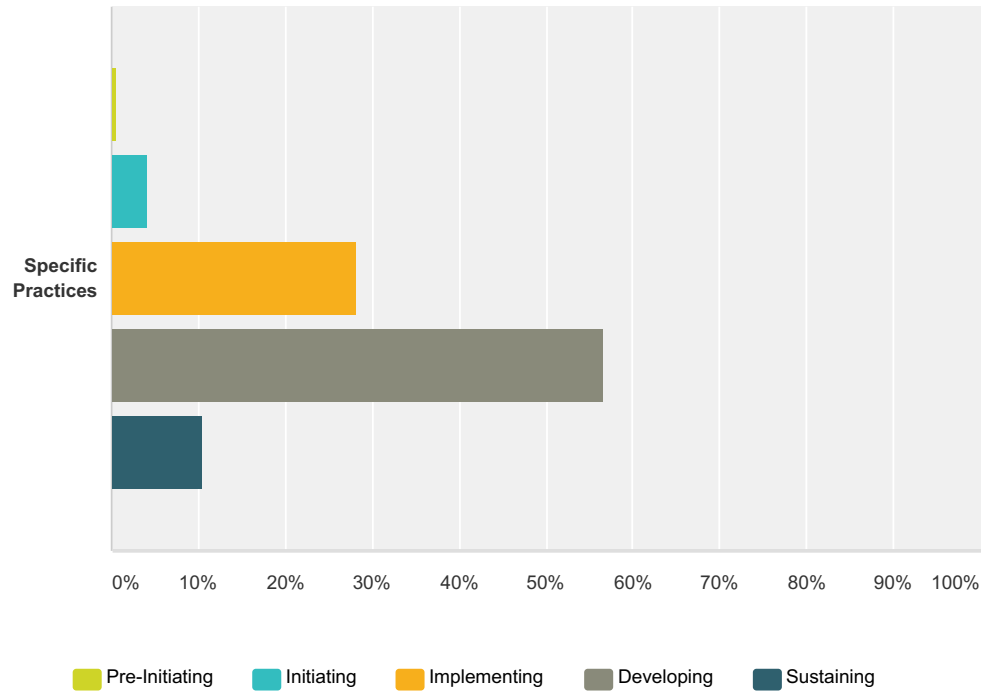
Answered: 147 Skipped: 2



	Pre-Initiating	Initiating	Implementing	Developing	Sustaining	Total
Clear Purpose	1.38% 2	11.72% 17	24.14% 35	46.90% 68	15.86% 23	145
Resources/Celebration/Confrontation	0.70% 1	13.29% 19	27.27% 39	46.15% 66	12.59% 18	143

Q6 Implementing a PLC Districtwide

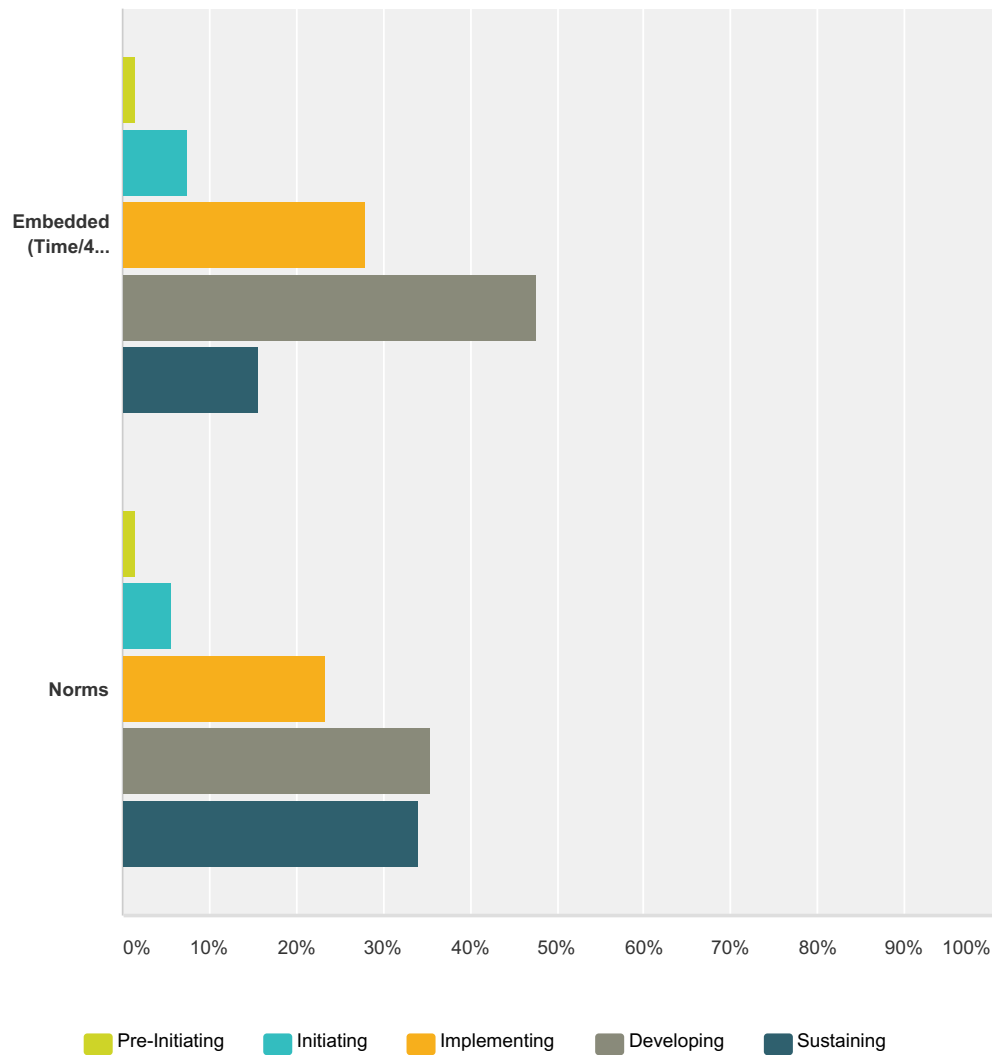
Answered: 145 Skipped: 4



	Pre-Initiating	Initiating	Implementing	Developing	Sustaining	Total
Specific Practices	0.69% 1	4.14% 6	28.28% 41	56.55% 82	10.34% 15	145

Q7 Building a Collaborative Culture Through High-Performance Teams

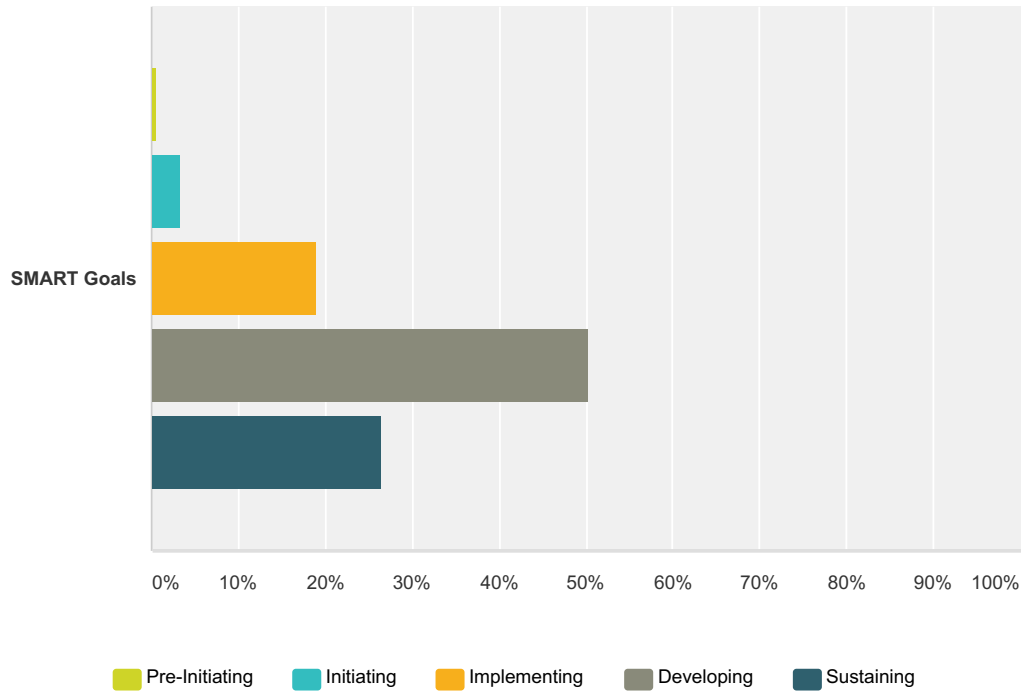
Answered: 147 Skipped: 2



	Pre-Initiating	Initiating	Implementing	Developing	Sustaining	Total
Embedded (Time/4 Questions/Monitoring)	1.36% 2	7.48% 11	27.89% 41	47.62% 70	15.65% 23	147
Norms	1.42% 2	5.67% 8	23.40% 33	35.46% 50	34.04% 48	141

Q8 Focusing on Results (Part I)

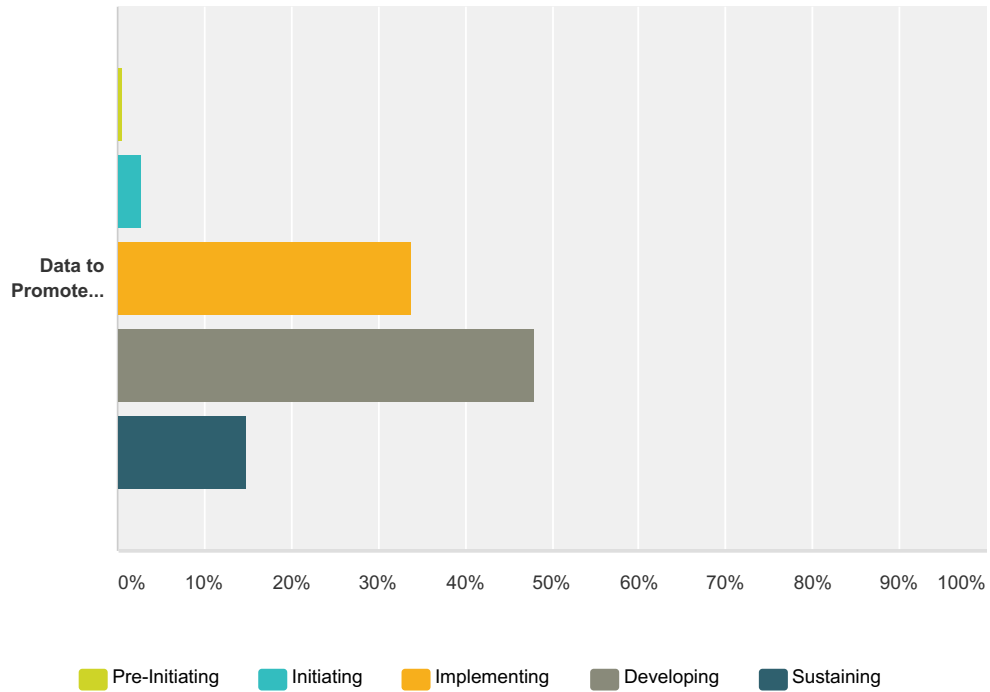
Answered: 147 Skipped: 2



	Pre-Initiating	Initiating	Implementing	Developing	Sustaining	Total
SMART Goals	0.68% 1	3.40% 5	19.05% 28	50.34% 74	26.53% 39	147

Q9 Focusing on Results (Part II)

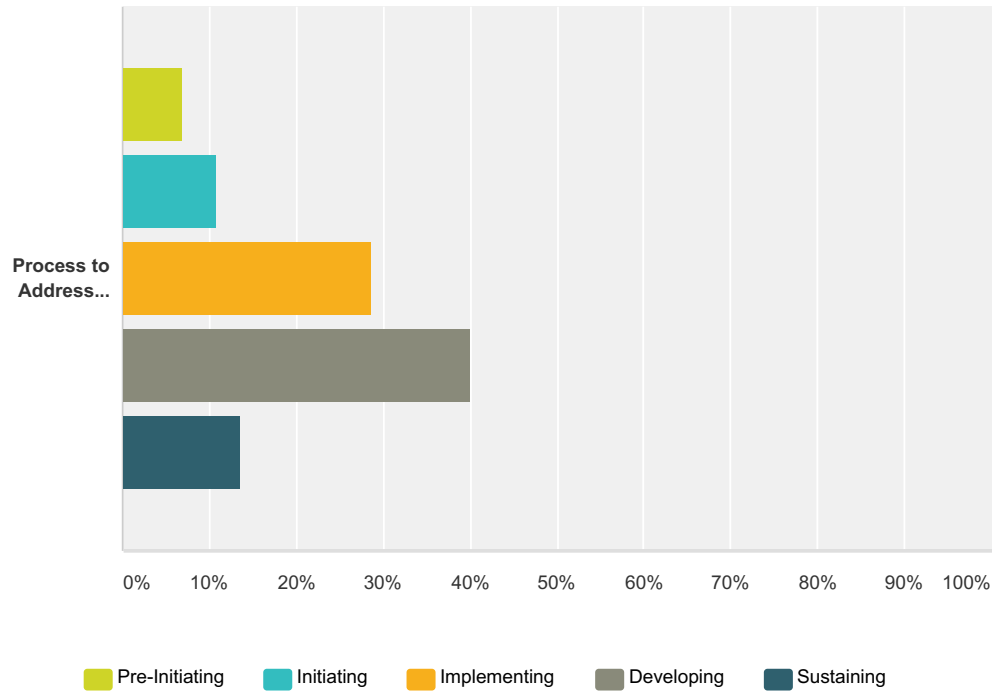
Answered: 148 Skipped: 1



	Pre-Initiating	Initiating	Implementing	Developing	Sustaining	Total
Data to Promote Improvement	0.68% 1	2.70% 4	33.78% 50	47.97% 71	14.86% 22	148

Q10 Responding to Conflict

Answered: 147 Skipped: 2



	Pre-Initiating	Initiating	Implementing	Developing	Sustaining	Total
Process to Address Conflict	6.80% 10	10.88% 16	28.57% 42	40.14% 59	13.61% 20	147