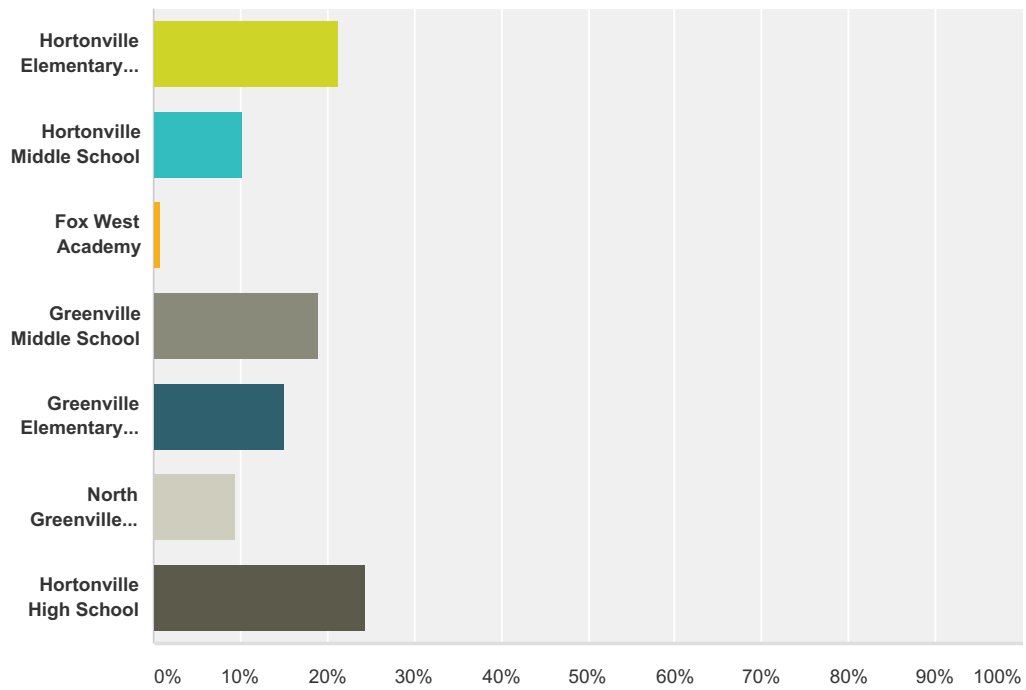


### Q1 What building are you filling out this continuum for?

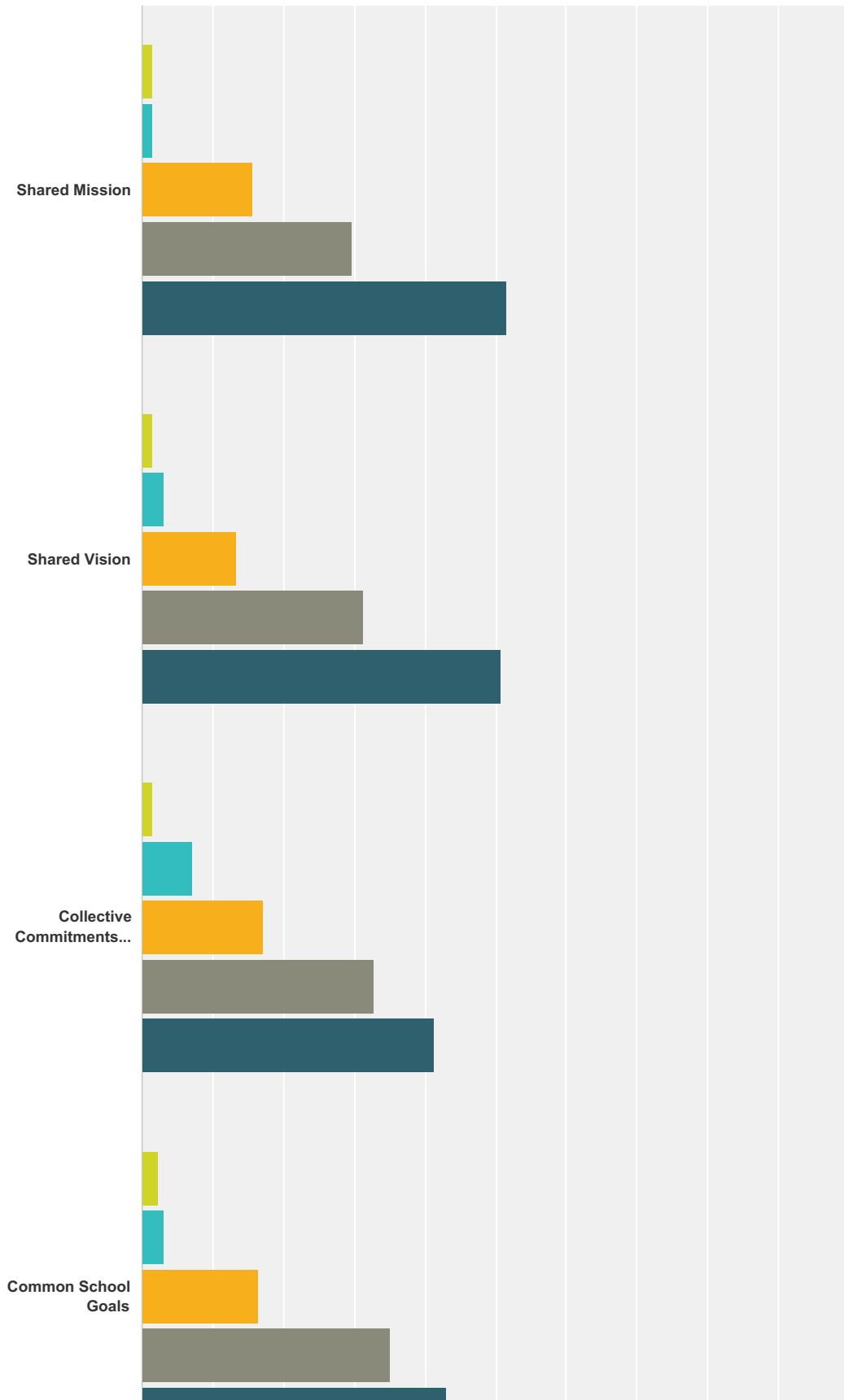
Answered: 127 Skipped: 1



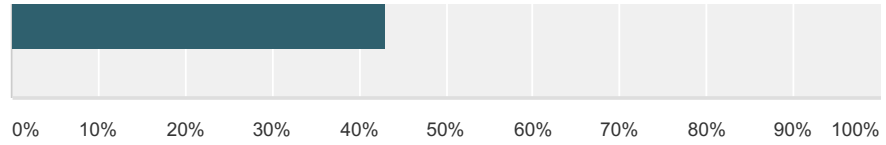
| Answer Choices                     | Responses  |
|------------------------------------|------------|
| Hortonville Elementary School      | 21.26% 27  |
| Hortonville Middle School          | 10.24% 13  |
| Fox West Academy                   | 0.79% 1    |
| Greenville Middle School           | 18.90% 24  |
| Greenville Elementary School       | 14.96% 19  |
| North Greenville Elementary School | 9.45% 12   |
| Hortonville High School            | 24.41% 31  |
| <b>Total</b>                       | <b>127</b> |

## Q2 LAYING THE FOUNDATION

Answered: 128 Skipped: 0



## HASD Continuum Check 2016

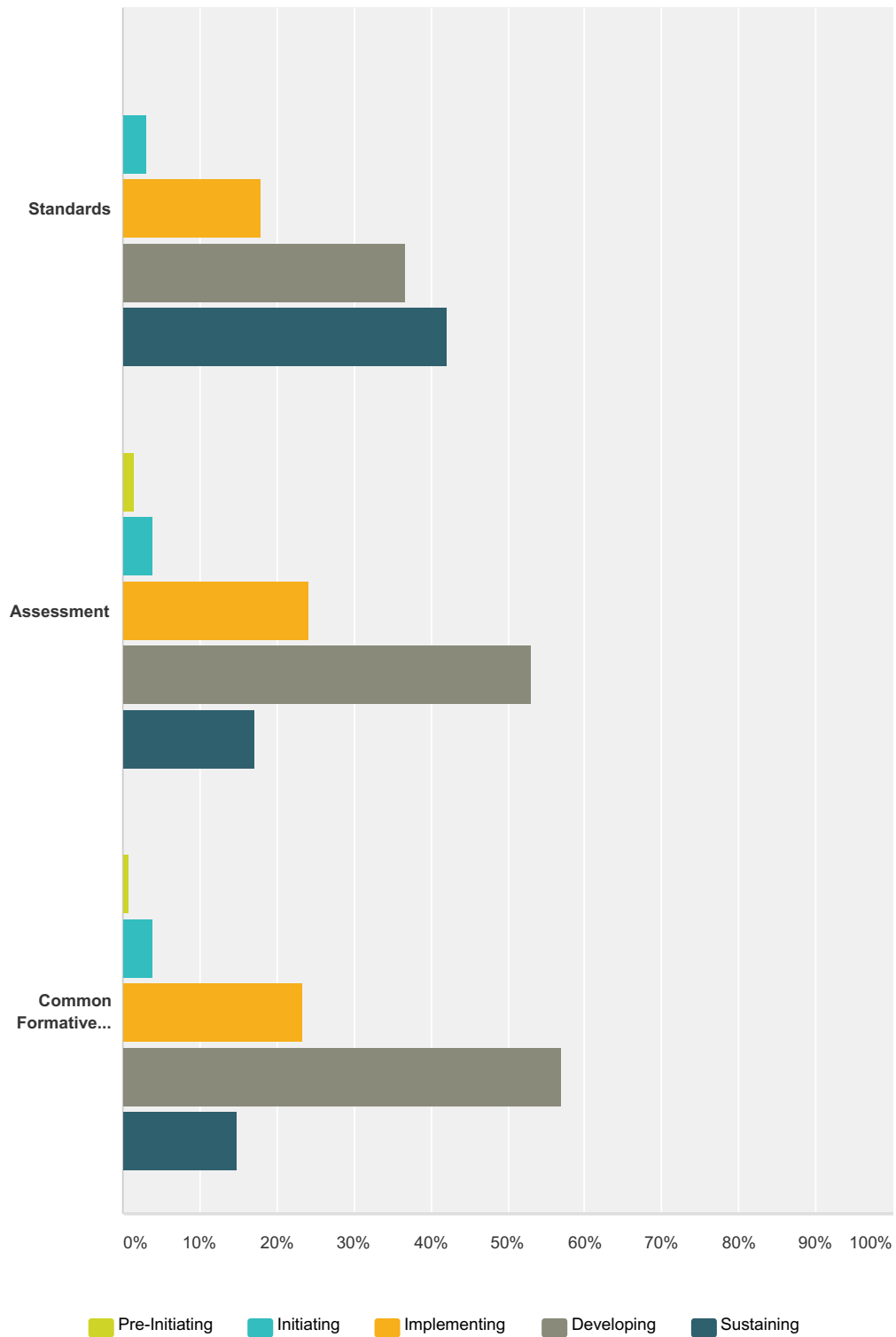


■ Pre-Initiating   
 ■ Initiating   
 ■ Implementing   
 ■ Developing   
 ■ Sustaining

|                                        | Pre-Initiating    | Initiating        | Implementing        | Developing          | Sustaining          | Total |
|----------------------------------------|-------------------|-------------------|---------------------|---------------------|---------------------|-------|
| Shared Mission                         | <b>1.56%</b><br>2 | <b>1.56%</b><br>2 | <b>15.63%</b><br>20 | <b>29.69%</b><br>38 | <b>51.56%</b><br>66 | 128   |
| Shared Vision                          | <b>1.56%</b><br>2 | <b>3.13%</b><br>4 | <b>13.28%</b><br>17 | <b>31.25%</b><br>40 | <b>50.78%</b><br>65 | 128   |
| Collective Commitments (Shared Values) | <b>1.56%</b><br>2 | <b>7.03%</b><br>9 | <b>17.19%</b><br>22 | <b>32.81%</b><br>42 | <b>41.41%</b><br>53 | 128   |
| Common School Goals                    | <b>2.34%</b><br>3 | <b>3.13%</b><br>4 | <b>16.41%</b><br>21 | <b>35.16%</b><br>45 | <b>42.97%</b><br>55 | 128   |

### Q3 LEARNING AS OUR FUNDAMENTAL PURPOSE (PART I)

Answered: 128 Skipped: 0



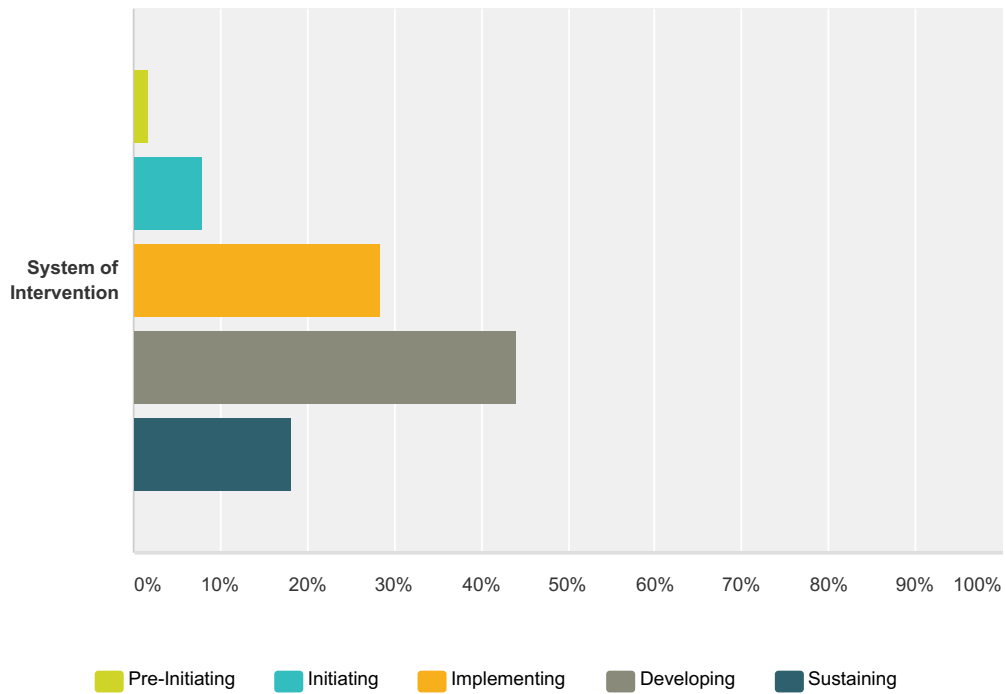
|  | Pre-Initiating | Initiating | Implementing | Developing | Sustaining | Total |
|--|----------------|------------|--------------|------------|------------|-------|
|--|----------------|------------|--------------|------------|------------|-------|

## HASD Continuum Check 2016

|                             |                   |                   |                     |                     |                     |     |
|-----------------------------|-------------------|-------------------|---------------------|---------------------|---------------------|-----|
| Standards                   | <b>0.00%</b><br>0 | <b>3.13%</b><br>4 | <b>17.97%</b><br>23 | <b>36.72%</b><br>47 | <b>42.19%</b><br>54 | 128 |
| Assessment                  | <b>1.56%</b><br>2 | <b>3.91%</b><br>5 | <b>24.22%</b><br>31 | <b>53.13%</b><br>68 | <b>17.19%</b><br>22 | 128 |
| Common Formative Assessment | <b>0.78%</b><br>1 | <b>3.91%</b><br>5 | <b>23.44%</b><br>30 | <b>57.03%</b><br>73 | <b>14.84%</b><br>19 | 128 |

## Q4 LEARNING AS OUR FUNDAMENTAL PURPOSE (PART II)

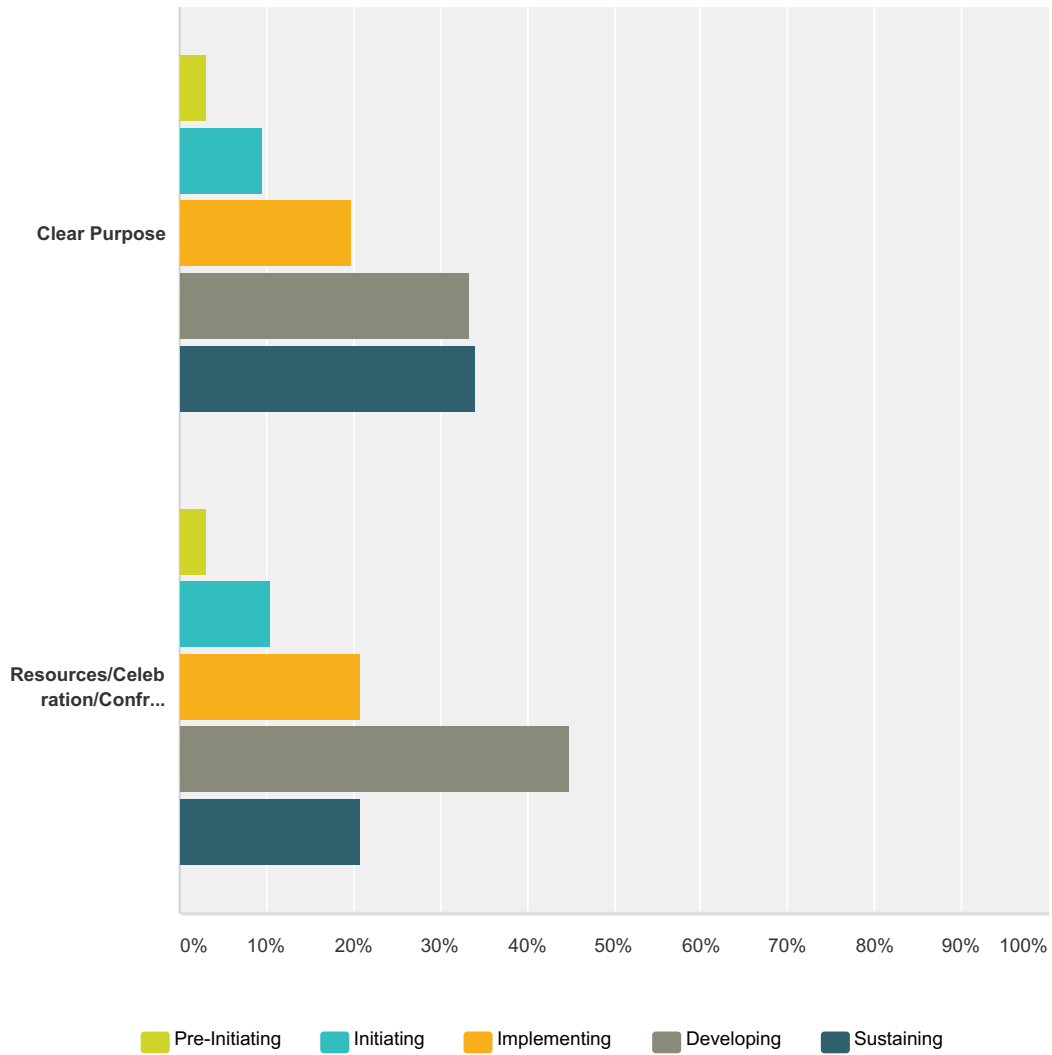
Answered: 127 Skipped: 1



|                        | Pre-Initiating | Initiating | Implementing | Developing | Sustaining | Total |
|------------------------|----------------|------------|--------------|------------|------------|-------|
| System of Intervention | 1.57%          | 7.87%      | 28.35%       | 44.09%     | 18.11%     | 127   |
|                        | 2              | 10         | 36           | 56         | 23         |       |

### Q5 Effective Communications

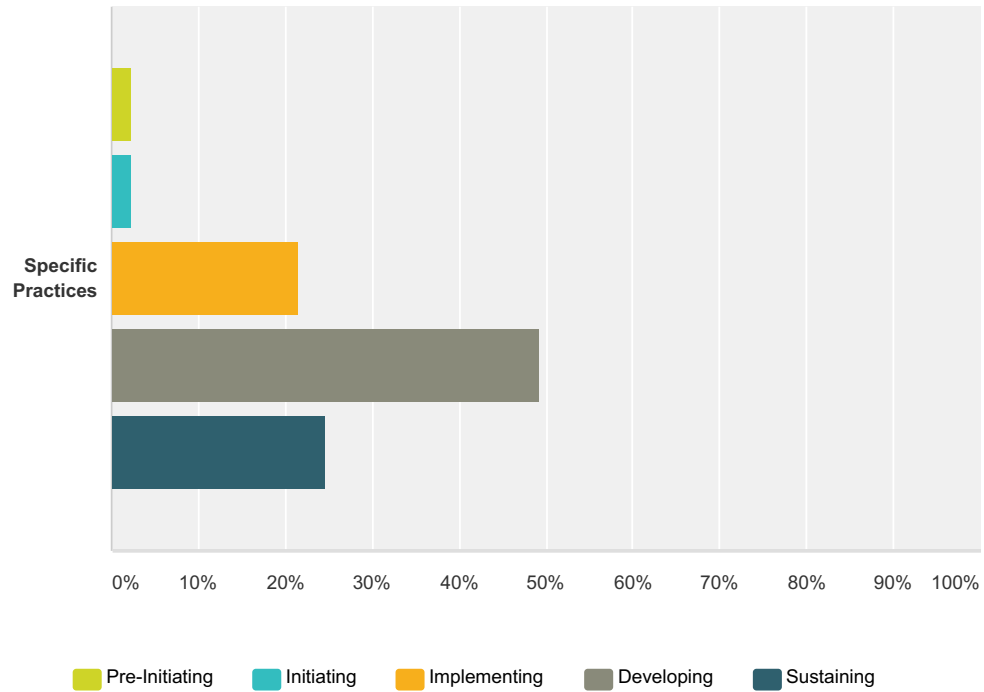
Answered: 128 Skipped: 0



|                                     | Pre-Initiating | Initiating   | Implementing | Developing   | Sustaining   | Total |
|-------------------------------------|----------------|--------------|--------------|--------------|--------------|-------|
| Clear Purpose                       | 3.17%<br>4     | 9.52%<br>12  | 19.84%<br>25 | 33.33%<br>42 | 34.13%<br>43 | 126   |
| Resources/Celebration/Confrontation | 3.20%<br>4     | 10.40%<br>13 | 20.80%<br>26 | 44.80%<br>56 | 20.80%<br>26 | 125   |

### Q6 Implementing a PLC Districtwide

Answered: 126 Skipped: 2

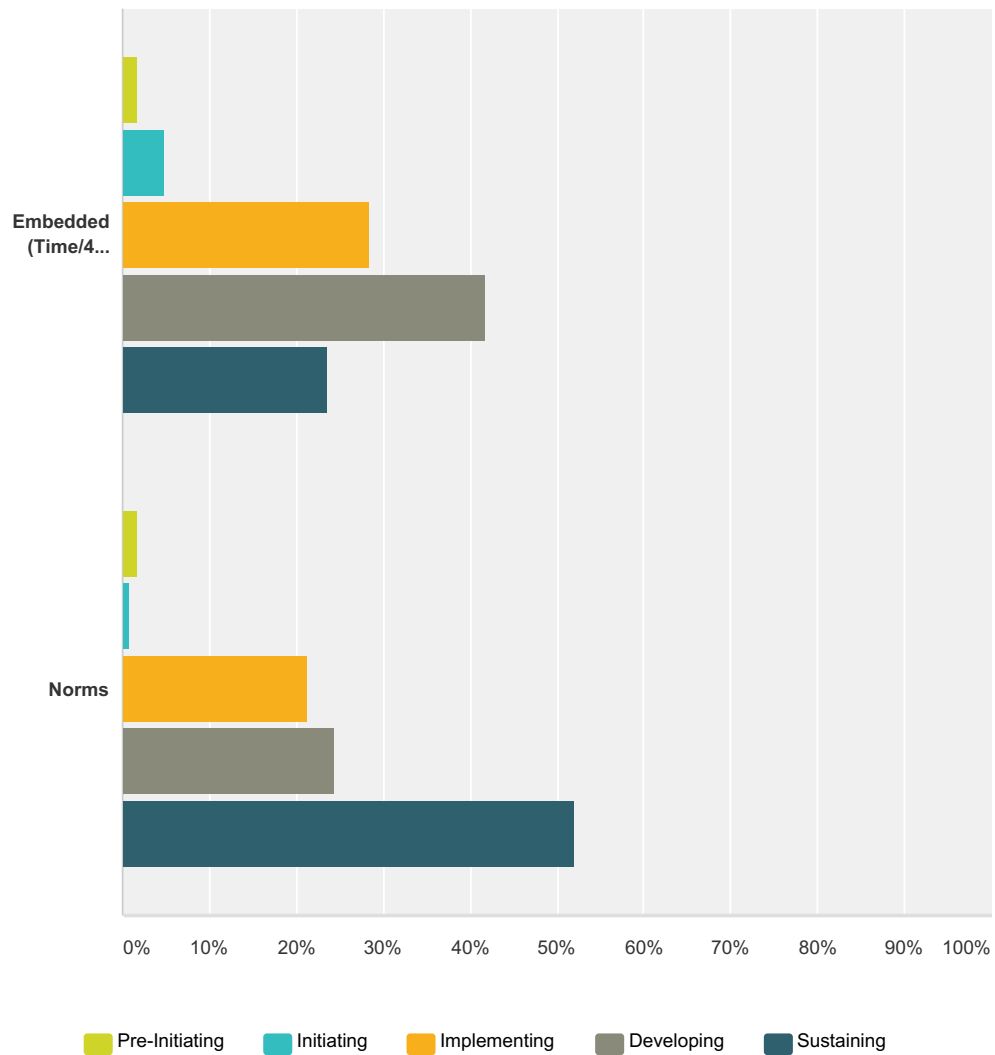


|                    | Pre-Initiating | Initiating | Implementing | Developing   | Sustaining   | Total |
|--------------------|----------------|------------|--------------|--------------|--------------|-------|
| Specific Practices | 2.38%<br>3     | 2.38%<br>3 | 21.43%<br>27 | 49.21%<br>62 | 24.60%<br>31 | 126   |



## Q7 Building a Collaborative Culture Through High-Performance Teams

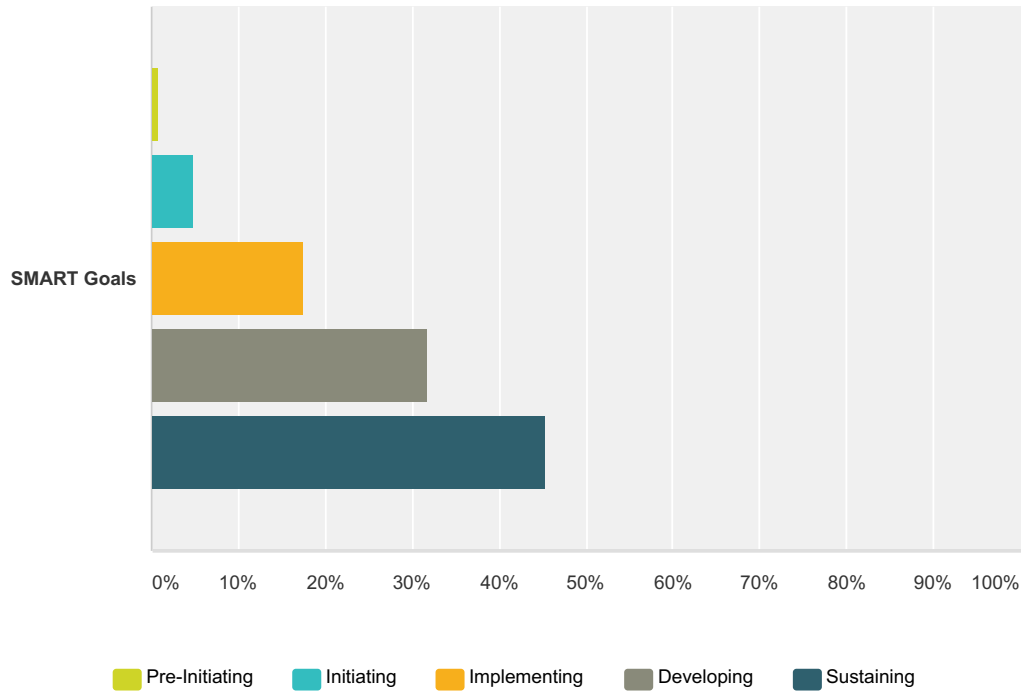
Answered: 128 Skipped: 0



|                                        | Pre-Initiating | Initiating | Implementing | Developing   | Sustaining   | Total |
|----------------------------------------|----------------|------------|--------------|--------------|--------------|-------|
| Embedded (Time/4 Questions/Monitoring) | 1.57%<br>2     | 4.72%<br>6 | 28.35%<br>36 | 41.73%<br>53 | 23.62%<br>30 | 127   |
| Norms                                  | 1.57%<br>2     | 0.79%<br>1 | 21.26%<br>27 | 24.41%<br>31 | 51.97%<br>66 | 127   |

### Q8 Focusing on Results (Part I)

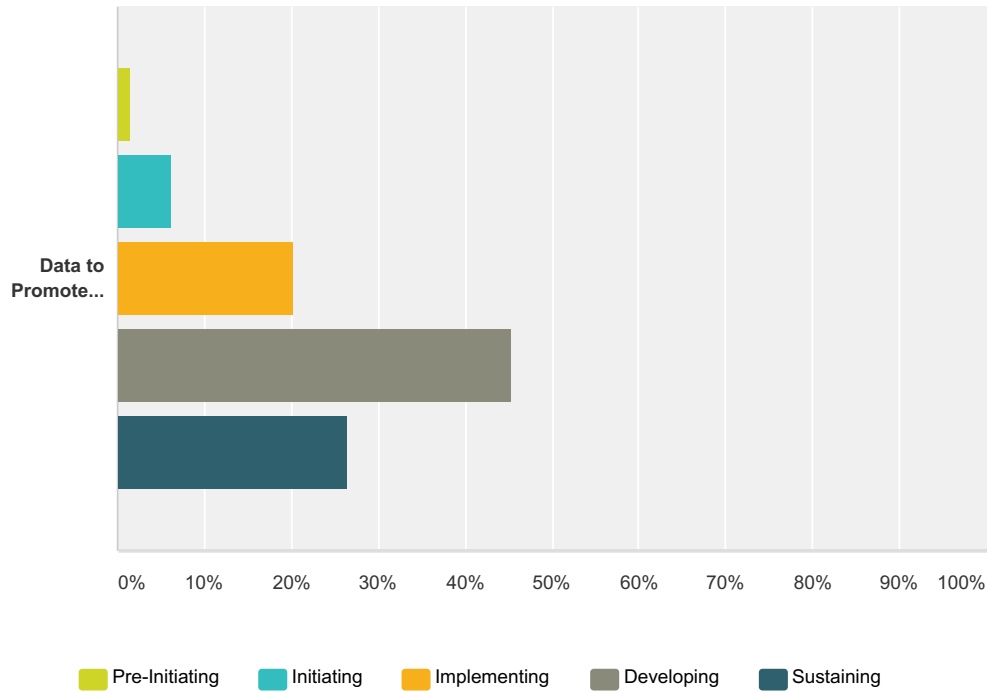
Answered: 126 Skipped: 2



|             | Pre-Initiating | Initiating | Implementing | Developing   | Sustaining   | Total |
|-------------|----------------|------------|--------------|--------------|--------------|-------|
| SMART Goals | 0.79%<br>1     | 4.76%<br>6 | 17.46%<br>22 | 31.75%<br>40 | 45.24%<br>57 | 126   |

### Q9 Focusing on Results (Part II)

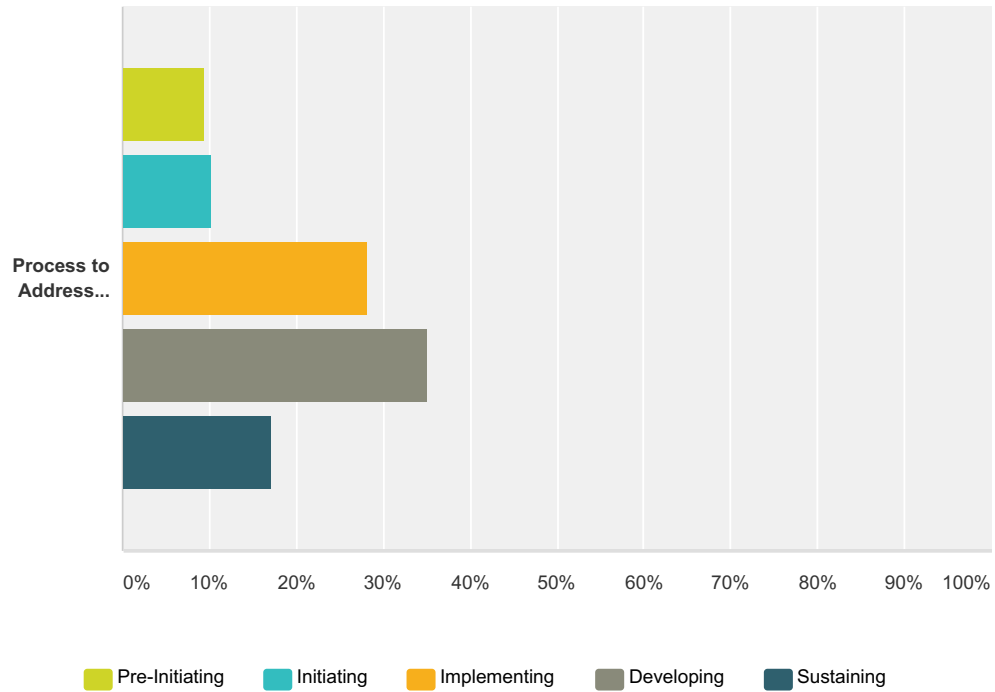
Answered: 128 Skipped: 0



|                             | Pre-Initiating | Initiating | Implementing | Developing   | Sustaining   | Total |
|-----------------------------|----------------|------------|--------------|--------------|--------------|-------|
| Data to Promote Improvement | 1.56%<br>2     | 6.25%<br>8 | 20.31%<br>26 | 45.31%<br>58 | 26.56%<br>34 | 128   |

### Q10 Responding to Conflict

Answered: 128 Skipped: 0



|                             | Pre-Initiating | Initiating   | Implementing | Developing   | Sustaining   | Total |
|-----------------------------|----------------|--------------|--------------|--------------|--------------|-------|
| Process to Address Conflict | 9.38%<br>12    | 10.16%<br>13 | 28.13%<br>36 | 35.16%<br>45 | 17.19%<br>22 | 128   |