




*2021-22  
ELA  
Department  
PLC*

*August 17, 2021*

**From Sean:**


- Please join the new Professional Learning course. Here is the link to do so: <https://bit.ly/LISDELARMSP>



*August 17, 2021*

## Itinerary:

- Canvas Course Enrollment
- Why?
- Learning Facilitators
- Meeting requests?
- Literature
- Assessments (Gates)




*August 17, 2021*

## Why PLC?

“Knowing our students and using beneficial data to support their growth will be our goals this year.”

-Dr. Krol




# PLC Norms

- 1. Remember our “why”**
  - a. Focus → Student-centered
- 2. Intentionality**
  - a. Come to PLC prepared & ready to discuss!
- 3. Accountability**
  - a. Not texting, sending emails, doing other things, time management
- 4. Positivity**
  - a. Mindsets & attitudes
- 5. Contribution**
  - a. Everyone is heard and involved

*August 17, 2021*

-Learning Facilitators

- Sherin George
- Kevin Swan
- Stephanie Branson




## **StudySync Assessments**

- Readiness Screener Windows
  - All: August 13 - September 3
  - HS Spring: January 7 - January 28
- LISD CBA #2 (MS Required): November 29 - December 10
- LISD CBA #3 (MS Required): March 8 - March 21

## **Performance Task Submissions/Data Collection**

- Unit 1 Submission Due Date: October 15 (Eng 2 Data Collection)
- Unit 2 Submission Due Date: January 6 (Data Collection All Other Grades)
- Unit 3/HS Unit 1 Submission Due Date: March 25 (Eng 2 Data Collection)
- Unit 4/HS Unit 2 Submission Due Date: May 24 (Eng 1, 3, 4 Data Collection)





# *Gates by Friday, August 27th*



1. Print your answer documents from Aware "Test Available"
2. Either share the PDF or use the workbooks from the book room to administer the assessment.
3. Email Beth Yanda to come and pick up your documents.



SHE WILL TAKE IT FROM THERE!







1.

*DATA: GATES*

# PLC ideas?

1. HOW will grade levels track what is being assessed?
2. Common struggles: from Readiness Screener?
3. Analyze common assessments (pre-assessments)?
4. “Minor” data point analysis?
- 5.





8/19/21

*Please be seated and spread out  
if you wish!*

- 
- 1. Open House expectations
  - 2. Pre-assessments



# Open House:

Work on your Open House presentations with your grade level.


Below is a video that Anu created that walks through how parents can go into Canvas & Skyward to monitor grades. Teachers can use that to send to parents instead of adding to their video. You are welcome to show the video to your in-person parents, but make sure it feels interactive by elaborating and asking if there are any questions!

If a teacher wants to do their own lesson with the slides, they can do that too.

Link to Video: <https://youtu.be/UYnwc-jbcVE>

Link to Lesson:

[https://docs.google.com/presentation/d/18nFsXXAugshbP\\_LxXXAfEOK0IErdl9B5Nzj\\_rVVAEM/edit?usp=sharing](https://docs.google.com/presentation/d/18nFsXXAugshbP_LxXXAfEOK0IErdl9B5Nzj_rVVAEM/edit?usp=sharing)



# Pre-Assessments

It has never been more important to make sure we understand what our students already know when starting to work on a new skill.


This is the time of year to plan for pre-assessments in a way that will effectively circle back to a solid assessment of learning.

## Unit One Assessment Planning


Skill Focus	Pre Assessment	Assessment
I can use the inquiry <b>process</b> to find answers to my questions. <ul style="list-style-type: none"><li>• Stamina</li><li>• Flexibility</li></ul>	If I were to ask you, “why.....”, what are the steps you would take to discover the answer? (looking for more than just “Google It”)	What steps did you take to find a valuable research question and synthesize information to find an answer?
I can use text evidence to support my connections, responses, and interpretations.	Would you rather.....? (looking for an opinion with an answer that is supportable)	Interpretive Responses of any kind (looking for claim, with evidence and reasoning)
I can use the writing process to craft texts.	Writing sample <ul style="list-style-type: none"><li>• Timed Writing (30)</li><li>• Same Prompt</li></ul>	Writing sample <ul style="list-style-type: none"><li>• Timed Writing (30)</li><li>• Same Prompt</li></ul>
I can paraphrase and summarize a text including key details to maintain logical order		



*Please schedule  
times for Gates with  
your grade level!*



*8/24/2021:  
Sherin George  
helps us complete  
ELL Journals*



*8/26/2021:*

*Organize/Analyze  
pre-assessments*



8/31/21

## **DUE THIS FRIDAY:**

- BOY Linguistic Journals
- 504 Acknowledgement Forms

**Library Discussion:** How do you want to handle library visits in your class?

Reminder: Thursday's meeting will begin at 12:30, because MIndplay training is from 1-1:30.



9/2/21

Mindplay Training with grade levels

9/7/21

Kevin Swan



*9/9/21*

-Celebrate!!!

-Tina

-Last day: Pre-assessment Data Collection and Analysis



*9/14/21*


Celebrations!!!!

LEAD Goals:

How are you organizing yours?

Is your team working together?

FOR THURSDAY:



9/16/21


Celebrations!

Items needed?

Readiness Screener Data:

**What are some common struggles from Readiness Screener?**

**What is the best way to organize that process?**



9/21/21


***WELCOME to KMS, ADAM!!!!!!***

**Celebrations!!!!**

6th Grade: Needs Assessment for Novel Application

7th Grade: Create Common Assessment for Harrison Bergeron

8th Grade: Work time with Adam




9/23/21

Celebrations!!!!

## Reading Data/Student Lists

- Find your grade level reading data “x grade reading data” spreadsheet (shared by Yanda)
- Add “Critical” students based on Mindplay
- Mine the data. Can we make a list of 20-ish students (who aren’t currently receiving services)who clearly need reading intervention?
  - You can create a new tab in your spreadsheet to list these students.



*9/28/21*

# **ESL training with Sherin George**






*9/30/21*

Celebrations!!!!

1. Finish identifying students for Reading Intervention.
2. Begin reviewing curriculum for Unit 2.
3. Create rubric for test (7th grade).



*10/5/21*


Celebrations!!!!

PAWS

AVID Update

Readiness Screener Assignment to specific students

7th Grade: Field Trip List




*10/7/21*

Celebrations!!!!

Reading Updates

Performance Task #1 Samples

Grade level work




10/8/21

**1:00-1:45**

## **Unit 2 Text Preview**

Questions to answer:

How can we use the recommended district texts?



10/8/21

1:45-2:45

Unit 2 Curriculum Review/Analyze

[Template](#)

Questions to answer:

What do we want students to be able to do?

STEPS:

1. Select a grade level TEKS that is upcoming
2. Create "I can statements"/ Learning Targets based on the verbs found in the standard.
3. Create the t-chart, listing student behaviors to show mastery of the standard on the left hand side.
4. List teacher behaviors/ teaching strategies that you could use to encourage the student behaviors

10/8/21

2:45-3:30-


**Unit 2 Lesson Design using information discussed**

Questions to answer:

How do we know that they learned it?

5. Based on the Student behaviors collaboratively have a discussion on formative assessment strategies your team could use to measure student learning. Set dates on when to give the assessments and time to come back to review the data

Discuss common alignment between lessons and information covered, preview the REQUIRED performance task for the district.




10/12/21

**AS YOU WALK IN:**

**PLEASE go to the spreadsheet (October 8th) with the students who tested on Friday and put their score in the column we previously typed "assigned". J/K**

Celebrations!!!!

Sean visit to discuss reading strategies!




*10/14/21*

Celebrations!!!!

T-shirt Talk w/Erin

GT Student Update


Grade level work/Linguistic Accommodations






*10/19/21*

Celebrations!!!!



*10/21/21*


Discipline Slides:



*10/28/21*

**Mindplay Scores:**

Please open the Reading Data spreadsheet and enter Mindplay scores for every student.




*11/2/21*

Mindplay Scores:

If you haven't finished!

Midterms:

Start planning midterms!



11/4/21

Beth: Learning Ally

**DATES:**

1/6/22: PT #2 Data due from all grade levels

January Mindplay

**Midterms:**

**Make sure it is a common assessment by grade level and able to be loaded into Aware for data!**




11/9/21

## PAWS

Teachers need to be aware that tomorrow, all grade levels will be discussing suicide prevention in their advisory classes.

1. If any teachers feel uncomfortable and would prefer a counselor come to their class and do this lesson with their students, that is totally possible, we just need to know who before Wednesday.
2. There is an exit ticket and teachers have to make sure they mark off on their printed rosters that students have actually done their exit ticket – if students don't do this, they will be doing the lesson with the counselors one-on-one.
3. Feel free to let me know if there are any questions / concerns.



*11/16/21*


Kevin Swan



*11/18/21*

Welcome!!


Work with your grade level team for **55 MINUTES!**





*11/30/21*

- Exams!
- Performance Task PLC time next Thursday.
- Team time!



12/2/21

Welcome!! Please sit with your grade level groups.

Share on padlet [\(linked here\)](#) one instructional success from this year that you plan to continue using in Unit 3.




As Whole Group review collection video

Task for 6th: **Students will show the ability to engage in the inquiry process and craft an informational text that incorporates sourced information.**

Task for 7th & 8th: **Students will show the ability to create an informational product using sourced information.**

Questions, Concerns, etc about Performance Task



1 Please enter level achieved for **GENRE CHARACTERISTICS**.

- A At Standard
- B Approaching Standard
- C Developing Standard
- D Not Present

2 Please enter level achieved for **LANGUAGE**.

- A Above Standard
- B At Standard
- C Approaching Standard
- D Developing Standard
- E Not Present

3 Please enter level achieved for **REFLECTION**.

- A Above Standard
- B At Standard
- C Approaching Standard
- D Developing Standard
- E Not Present

Search PDF Pages

Export PDF

List PDF

Create PDF

Comment

Combine Files

Organize Pages

Compare PDF

Protect

Protect

Admin Sign

File & Sign

Download with Adobe PDF  
Forms & Signatures

Free Trial Offer

## *As a Grade Level...*


How will you analyze the Unit 2 data once it is all collected as a group?

Be accountable for your work, with the data... how will you address students who do not show mastery? Make a grade level plan to support one another. Here are some protocols you can use as a small group or large group.

[Notice & Wonder](#)

[ATLAS](#)

[Data Driven Dialogue](#)



# *Thinking Ahead to 3rd 9 weeks*

**Every day in ELAR, students should:**

- interact with text
- engage in the writing process
- collaborate with peers
- work through moments of difficulty.
- reflect on their learning.

## **FOCUS GENRES 6th Grade**


Fiction  
Drama  
Literary Nonfiction

## **FOCUS GENRES 7th Grade**

Drama  
Fiction  
Informational Texts

## **FOCUS GENRES 8th Grade**

Drama  
Argumentative



**6th Grade:** The focus of Unit 3 is for students to deepen their knowledge about literary texts using fiction, literary nonfiction, and drama as the focus genres. Students will read and analyze texts by examining the development of theme, character, and an author's choices in language so that students can craft meaningful literary texts of their own.

**Products:**

- Compose Fictional Texts
- Compose Drama
- Compose Correspondence

**7th Grade:** The focus of Unit 3 is for students to deepen their knowledge about literary texts using fiction, informational (explanatory), and drama as the focus genres. Students will read and analyze texts by examining the development of theme, literary elements, and an author's choices in language so that students can craft meaningful texts of their own. Students will also create and present a critique around a text of their choice.


**Products**

- Compose Informational (Explanatory) Texts
- Present a Critique of a Literary Work or Film
- Compose Literary Texts (Drama)

**8th Grade:** The focus of Unit 3 is for students to deepen their genre knowledge of dramatic and argumentative texts. Students will read and analyze varied argumentative texts for their use of rhetorical devices, logical fallacies, counter argument, and figurative language. Students will identify dramatic action and analyze how it affects character motivation and behavior. Students will use their understanding of drama and argumentative elements to communicate an effective argument.

**Products:**

- Compose Literary Texts - Drama
- Compose Argumentative Texts
- Compose Correspondence
- Advocate a Position



The image features a central teal circle containing the text "Intentional Small Group Instruction" in a black, cursive font. This central circle is surrounded by several thick, colorful, swirling lines in shades of red, purple, blue, green, yellow, and orange, creating a dynamic and artistic background.

*Intentional  
Small Group  
Instruction*




# *Plan for Small Group Instruction*

[Review the ELA Daily Blueprint](#)

Reading Groups & Strategy Groups


Pick 1 class & take 15 minutes to create reading groups & strategy groups based on their reading abilities.

How will this impact what texts you choose for them? How will you work with students in your classroom in small group when planning lesson design?



*12/7/21*


Welcome!!



*12/9/21*

Welcome!!


Score performance Tasks for Aware data.



*1/11/22*

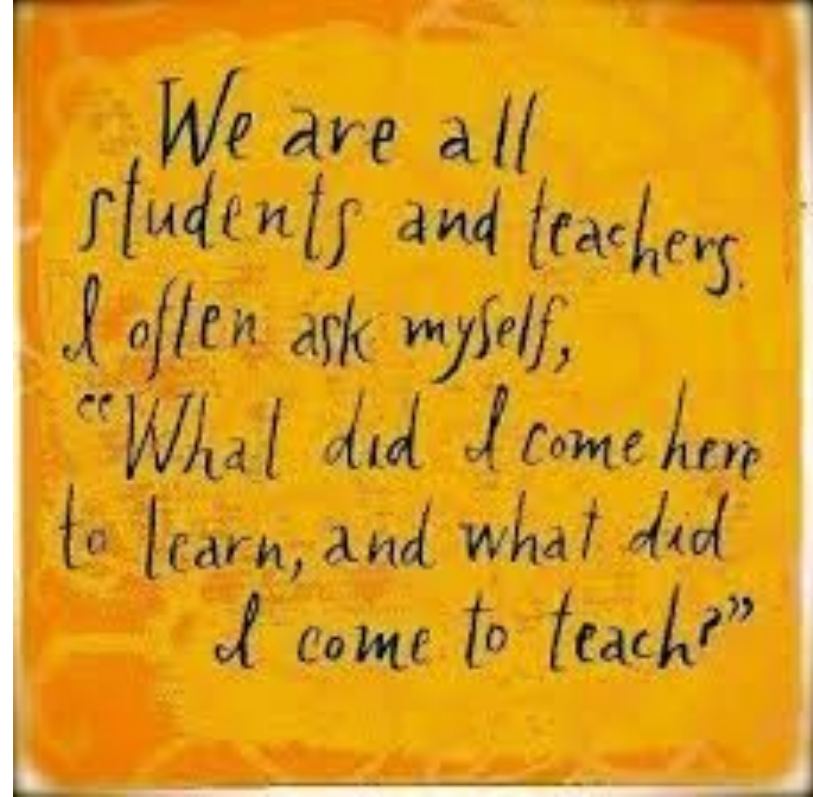
Welcome!!

Organize data for review on Thursday.



1/13/22

- ★ Remember Group Norms
- ★ Take 20 seconds each to share one good thing that has happened in your classroom since being back from break.
- ★ Share out with group



*1/18/22*

Welcome!!

Kevin Swan




*1/20/22*

Welcome!!

Inquiry Ideas!!

[https://docs.google.com/presentation/d/1l3NIp3xXNp\\_qUhw8yYnRJI-9ZlUXskAh0XDYS0\\_aTVM/edit#slide=id.p](https://docs.google.com/presentation/d/1l3NIp3xXNp_qUhw8yYnRJI-9ZlUXskAh0XDYS0_aTVM/edit#slide=id.p)



3/1/22

Friday, 3/11/22

Whole class novel selections  
from 3 years?

Finish spreadsheet data:

**Is there something that  
would be helpful to add to  
your grade level?**



**Congratulations, Beth! We love you!!**



3/23/22

ESL Updates w/Sherin

Assessment planning: Finals



**Congratulations, Beth! We love you!!**

3/25/22

## Performance Task #3 Submissions: (Inquiry?)

Briefly discuss the standards at play within the assignment.

*What is it that we want our students to know and be able to do?*

*How will we know if each of our students has learned it?*

Then select samples to submit to Canvas.

## Continue Assessment Planning: Finals




3/25/22

## PT #3 Submissions:

In an effort to assess the effectiveness and appropriateness of curriculum-based performance tasks, please submit 2 student samples per teacher. Submissions should be done here in Canvas.

- One sample should reflect meeting “At Standard” across all rubric criteria.
- One sample should be a sample that is interesting to you. It may have taken a unique product, reflect mixes of performance level, be particularly advanced, or any other reason you find it interesting. Please add a brief explanation of why you find it interesting.

The performance tasks may elicit a range of products. As such, teachers should choose the type of submission – file, online link, etc - that relates to what students have created. You may make more than one submission if needed. These samples will be used by the Curriculum Council to revise performance tasks based on student work.




3/29/22

## IMPORTANCE OF INTERIM TESTING:

Check Ipads/Keyboards, get tickets put in!

## GRADE CHECK:

No 69s,




3/31/22

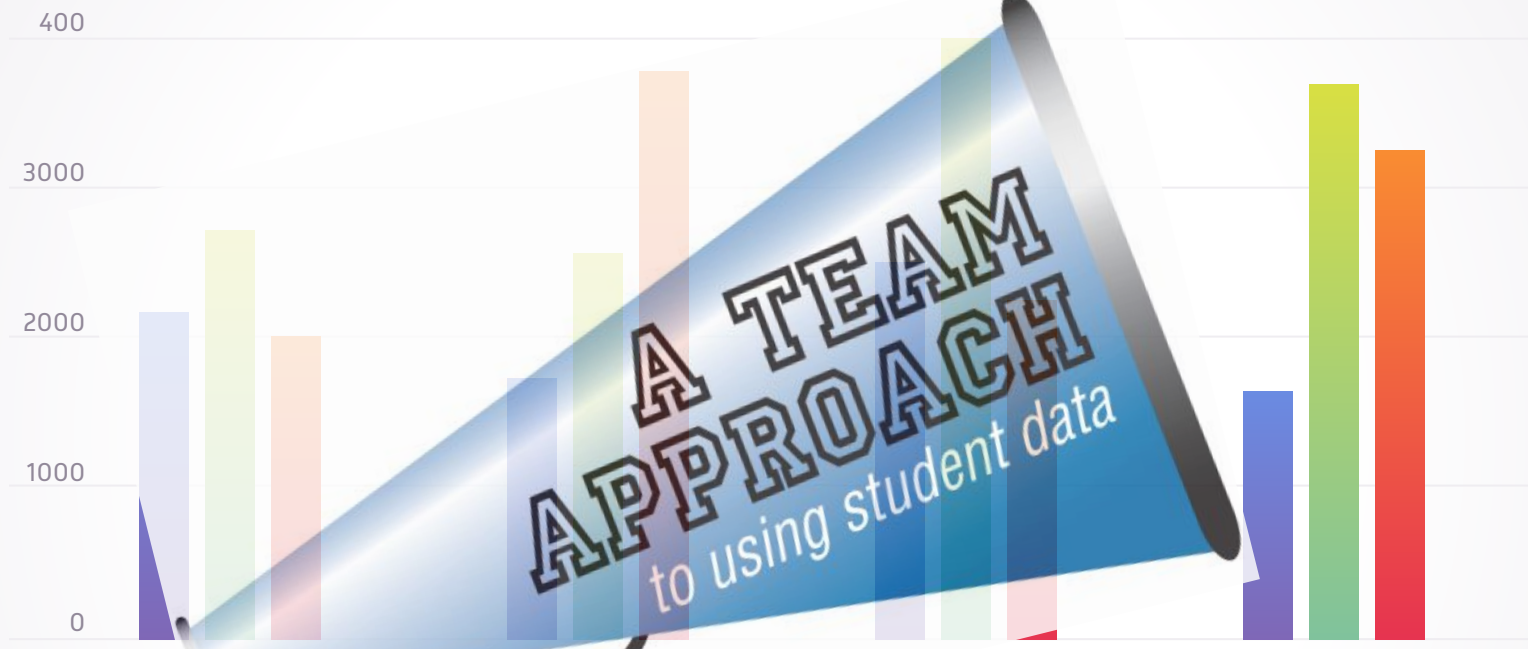
ESL email from Sherin: LPAC

Next week: PLC Schedule

WHAT IS IT WE WANT OUR STUDENTS TO KNOW AND BE ABLE TO DO?








# Three Protocols


- Notice & Wonder
- ATLAS
- Data Driven Dialogue





## *Areas of Strength*

- Compose a text focused on 1 topic
- Text structure, matching evidence, meeting the genre characteristics



# Areas of Growth

-evidence not present

Giving credit where it is due

Using multiple sources within one text

- Inquiry! Creating & modifying inquiry plan. Using inquiry in their final piece

- Source, not enough or none at all



# Areas of Growth

-evidence not present

Giving credit where it is due

Using multiple sources within one text

- Inquiry! Creating & modifying inquiry plan. Using inquiry in their final piece

- Source, not enough or none at

all



## *Find tables to compare data*

	A	B	C
Yellow	10	20	7
Blue	30	15	10
Orange	5	24	16




4/14/22

A few reminders that Sean has asked us to pass on:

- End-of-Year Mindplay Window: April 11- April 29th. Please try and get all students to take this during the window. We need this data for the District Improvement Plan.
- The Unit 4 Performance Task for 7<sup>th</sup> Grade is no longer the same as the last two years. We are trying a different task to see if it better meets the needs of the argumentative unit.
- Unit 4 PT Samples: Due the last day of school; 1 On-Level and 1 Interesting
- There is no End-of-Year StudySync screener, but you could reassign the Screener from the beginning of the year to track growth if you need a data point for your lead goals.
- The Unit 4 LISD CBA is OPTIONAL. Feel free to use it, but it is not a requirement from the district level. 😊

See the note below about District Curriculum Writing from Sean! We only have 4 middle school teachers who have applied so far! **There is no expectation that you be present for summer work.** We will be meeting with grade-level teams "as usual" starting fall of 2022, and we want to have as much representation as possible! Typically we have groups of 5-6 per each grade level, so we need more people if you know of anyone who might be interested!




4/21/22

Welcome!!

Wins lately?

How will **we** know if each of **our** students has learned it?




*4/26/22*

Welcome!!

Good news? Wins?

Summer learning: Questions about Sean's email?


Survey



*4/26/22*

Sherin's survey: Please be detailed and honest. It is anonymous.

**[bit.ly/GeorgesROCKS](https://bit.ly/GeorgesROCKS)**





4/28/22

Welcome!


Performance Task #4

Request from Tina:

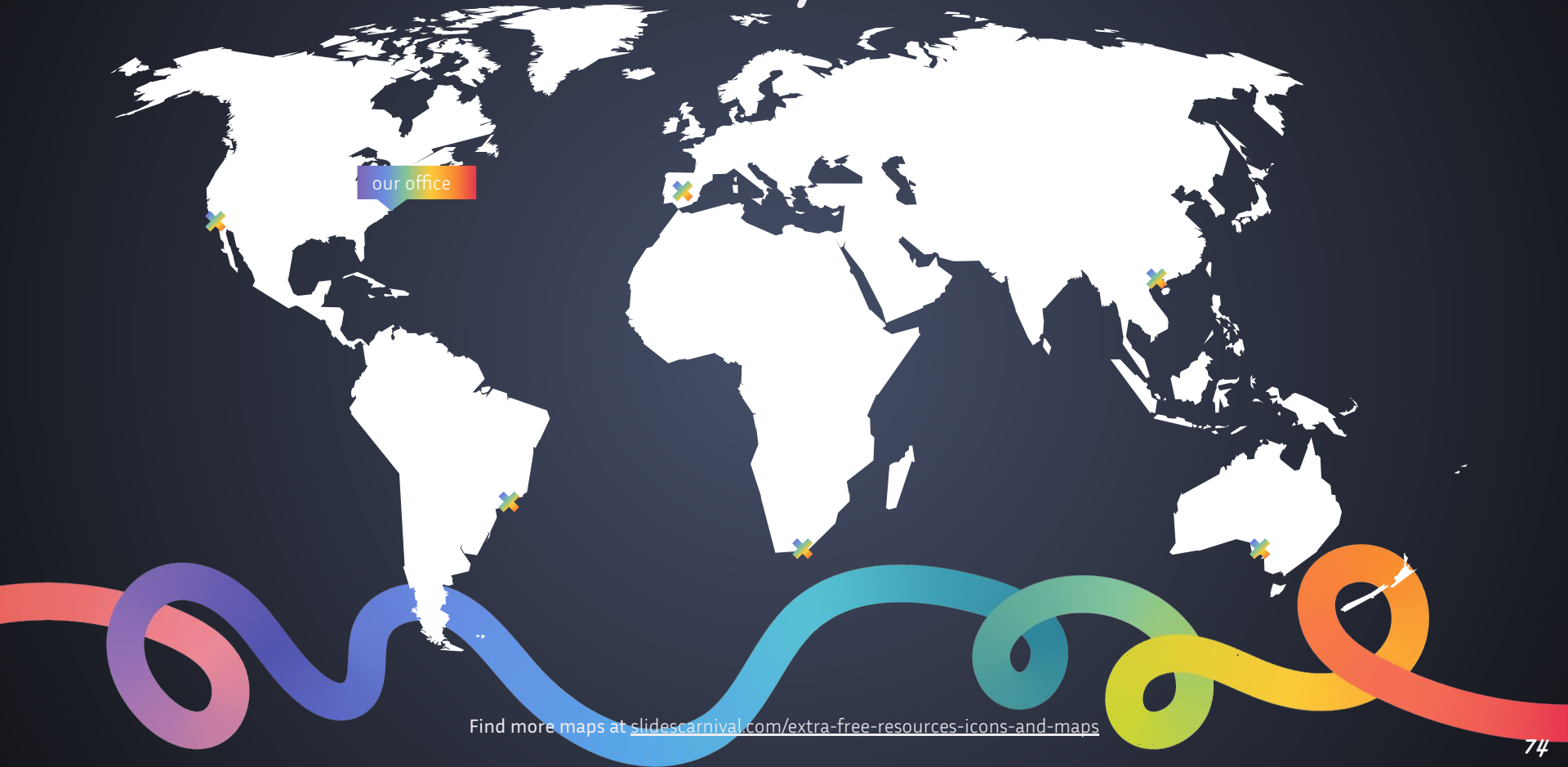
-block classes

-posters

Let's FINISH STRONG!!!!



# Maps



our office

Find more maps at [slidescarnival.com/extra-free-resources-icons-and-maps](https://www.slidescarnival.com/extra-free-resources-icons-and-maps)

89,526,124

Whoa! That's a big number, aren't you proud?



*89,526,124\$*

That's a lot of money

*185,244 users*

And a lot of users

*100%*

Total success!



# Our process is easy

1

Vestibulum congue tempus

Lorem ipsum dolor sit amet, consectetur adipiscing elit, sed do eiusmod tempor. Donec facilisis lacus eget mauris.

2

Vestibulum congue tempus

Lorem ipsum dolor sit amet, consectetur adipiscing elit, sed do eiusmod tempor. Donec facilisis lacus eget mauris.

3

Vestibulum congue tempus

Lorem ipsum dolor sit amet, consectetur adipiscing elit, sed do eiusmod tempor. Donec facilisis lacus eget mauris.

4

Vestibulum congue tempus

Lorem ipsum dolor sit amet, consectetur adipiscing elit, sed do eiusmod tempor. Donec facilisis lacus eget mauris.

# *Let's review some concepts*

## Yellow

Is the color of gold, butter and ripe lemons. In the spectrum of visible light, yellow is found between green and orange.

## Blue

Is the colour of the clear sky and the deep sea. It is located between violet and green on the optical spectrum.

## Red

Is the color of blood, and because of this it has historically been associated with sacrifice, danger and courage.

## Yellow


Is the color of gold, butter and ripe lemons. In the spectrum of visible light, yellow is found between green and orange.

## Blue

Is the colour of the clear sky and the deep sea. It is located between violet and green on the optical spectrum.

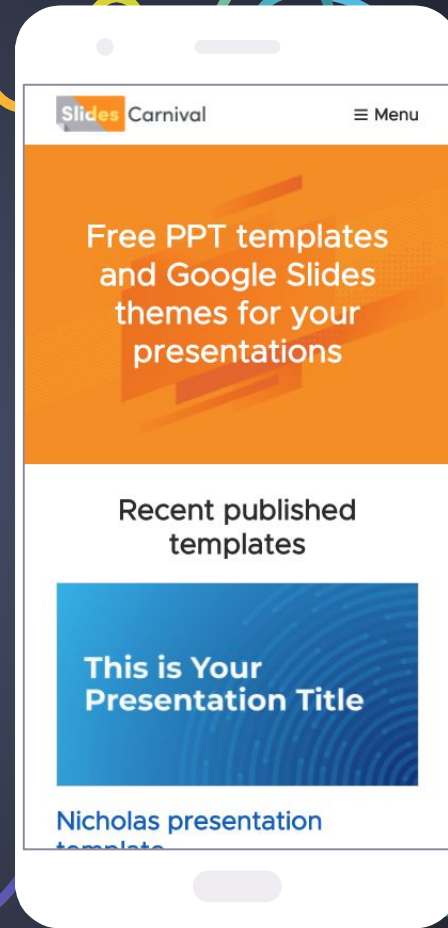
## Red

Is the color of blood, and because of this it has historically been associated with sacrifice, danger and courage.



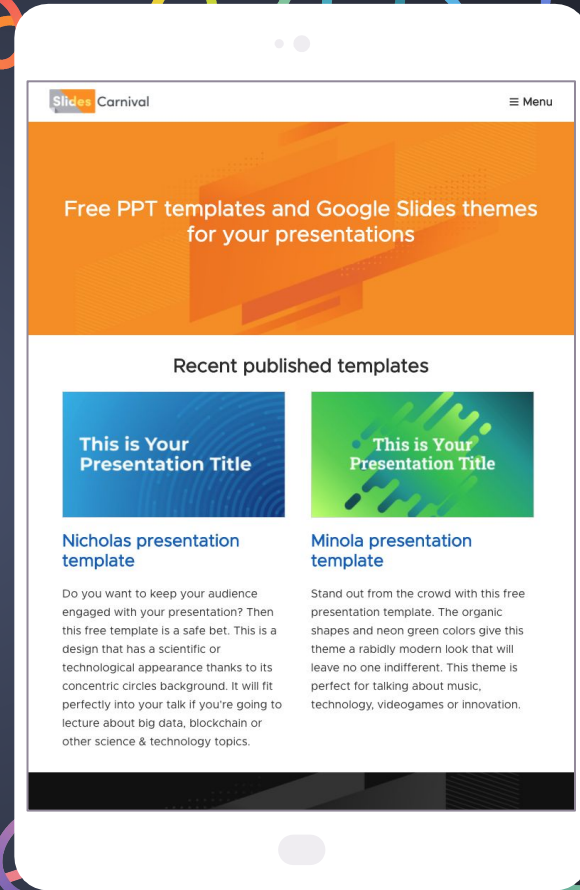
## *Mobile project*

Show and explain your web, app or software projects using these gadget templates.



# Tablet project

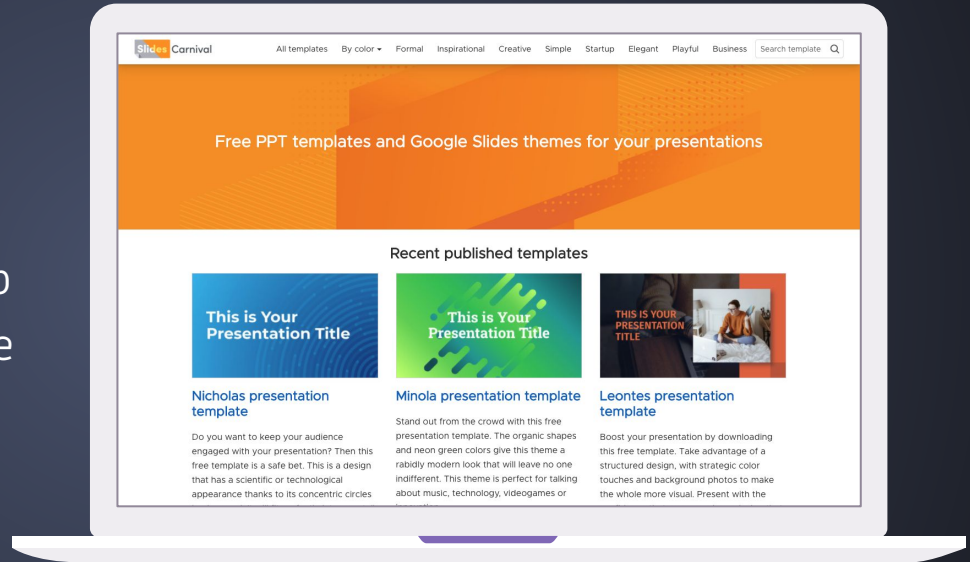
Show and explain your web, app or software projects using these gadget templates.





# Desktop project

Show and explain your web, app or software projects using these gadget templates.





# Thanks!

Any questions?

You can find me at:

- @username
- user@mail.me



## *Credits*

Special thanks to all the people who made and released these awesome resources for free:

- Presentation template by [SlidesCarnival](#)
- Photographs by [Unsplash](#)



# *Presentation design*

This presentation uses the following typographies:

- Titles: Damion
- Body copy: Inria Sans

Download for free at:

<https://fonts.google.com/specimen/Damion>

<https://fonts.google.com/specimen/Inria+Sans>

You don't need to keep this slide in your presentation. It's only here to serve you as a design guide if you need to create new slides or download the fonts to edit the presentation in PowerPoint®



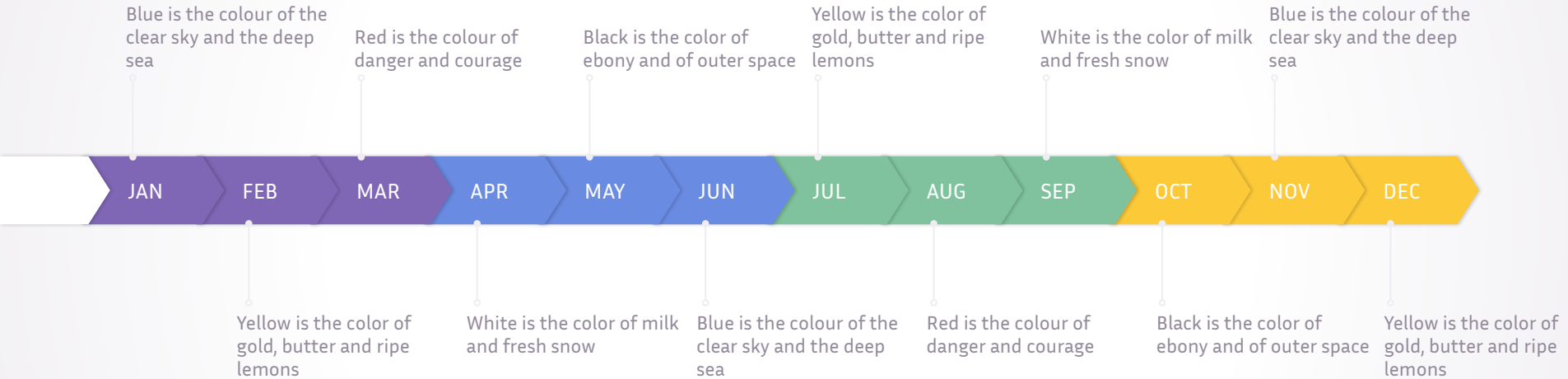
A decorative graphic on a dark blue background. It features several thick, colorful, swirling lines in shades of red, orange, yellow, green, and blue. A large teal circle is centered in the middle of the image, containing text.

2.

## *Extra Resources*

For Business Plans,  
Marketing Plans, Project  
Proposals, Lessons, etc

# Timeline



# Roadmap

Blue is the colour of the clear sky and the deep sea

1

Red is the colour of danger and courage

3

Black is the color of ebony and of outer space

5

2

Yellow is the color of gold, butter and ripe lemons

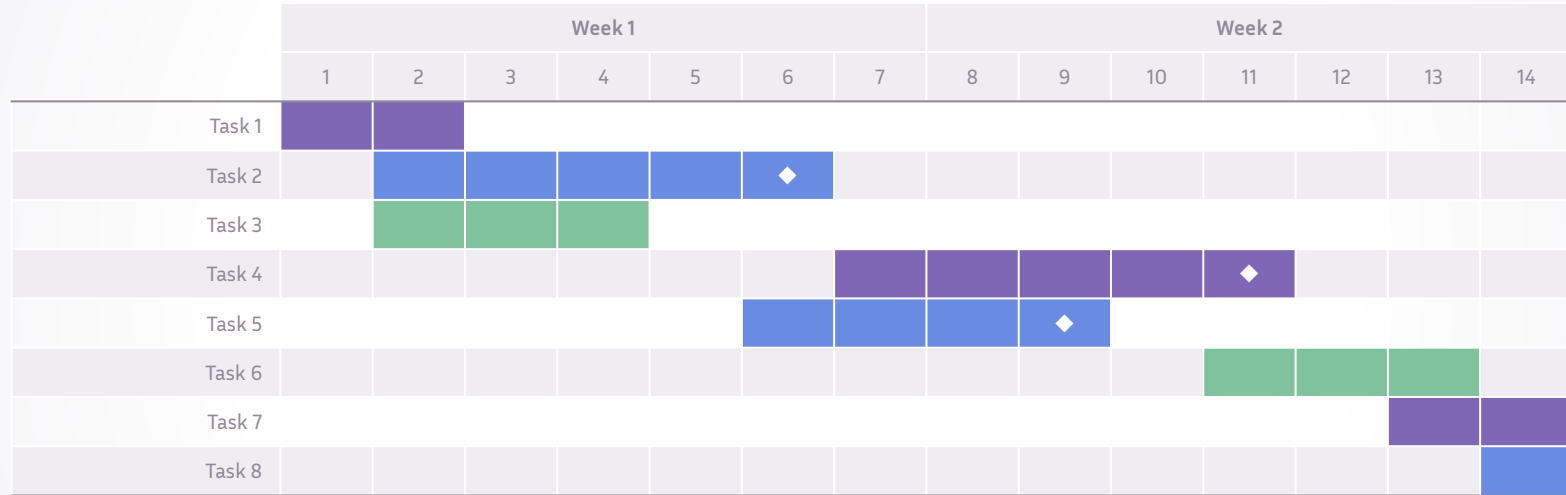
4

White is the color of milk and fresh snow

6

Blue is the colour of the clear sky and the deep sea

# Gantt chart





# SWOT Analysis

## STRENGTHS

Blue is the colour of the clear sky and the deep sea

S

## WEAKNESSES

Yellow is the color of gold, butter and ripe lemons

W

Black is the color of ebony and of outer space

## OPPORTUNITIES

O

White is the color of milk and fresh snow

## THREATS

T

# Business Model Canvas

## Key Partners



Insert your content

## Key Activities



Insert your content

## Value Propositions



Insert your content

## Customer Relationships



Insert your content

## Customer Segments



Insert your content

## Key Resources



Insert your content

## Channels



Insert your content

## Cost Structure

Insert your content

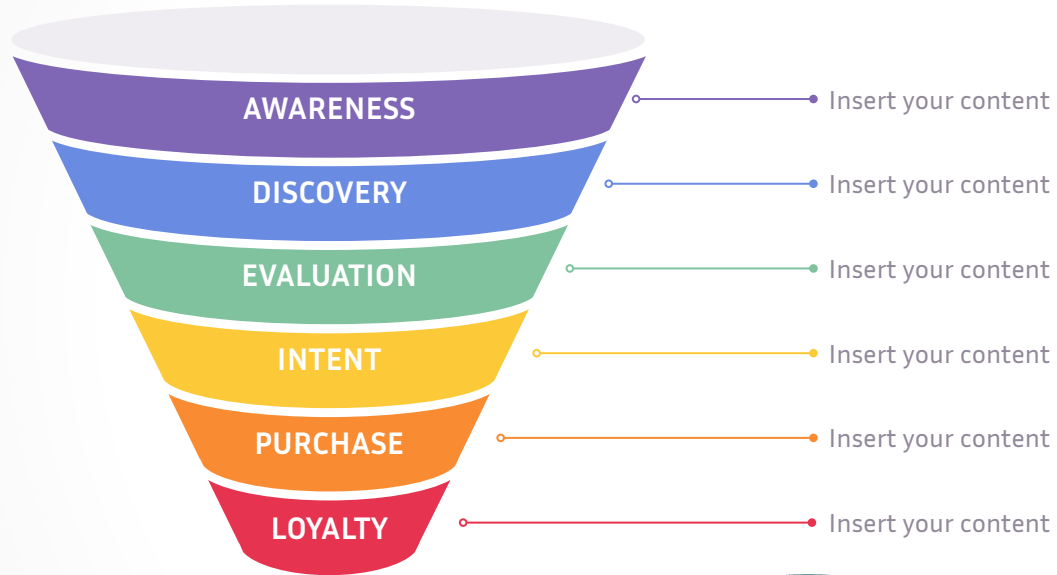


## Revenue Streams

Insert your content



# Funnel



# Team Presentation



**Imani Jackson**

JOB TITLE

Blue is the colour of the clear sky and the deep sea



**Marcos Galán**

JOB TITLE

Blue is the colour of the clear sky and the deep sea



**Ixchel Valdía**

JOB TITLE

Blue is the colour of the clear sky and the deep sea



**Nils Årud**

JOB TITLE

Blue is the colour of the clear sky and the deep sea



# Competitor Matrix

HIGH VALUE 2

LOW VALUE 1

HIGH VALUE 1

LOW VALUE 2

Compe  
titor

Competitor

Competitor

Our company


Competitor


Competitor

Competitor

# Weekly Planner

	SUNDAY	MONDAY	TUESDAY	WEDNESDAY	THURSDAY	FRIDAY	SATURDAY
9:00 - 9:45	Task	Task	Task	Task	Task	Task	Task
10:00 - 10:45	Task	Task	Task	Task	Task	Task	Task
11:00 - 11:45	Task	Task	Task	Task	Task	Task	Task
12:00 - 13:15	✓ Free time	✓ Free time	✓ Free time	✓ Free time	✓ Free time	✓ Free time	✓ Free time
13:30 - 14:15	Task	Task	Task	Task	Task	Task	Task
14:30 - 15:15	Task	Task	Task	Task	Task	Task	Task
15:30 - 16:15	Task	Task	Task	Task	Task	Task	Task






SlidesCarnival icons are editable shapes.

This means that you can:

- Resize them without losing quality.
- Change fill color and opacity.
- Change line color, width and style.

Isn't that nice? :)


Examples:



Find more icons at

[slidescarnival.com/extra-free-resources-icons-and-maps](https://slidescarnival.com/extra-free-resources-icons-and-maps)

## Diagrams and infographics





You can also use any emoji as an icon!  
And of course it resizes without losing quality.

How? Follow Google instructions <https://twitter.com/googledocs/status/730087240156643328>



many more...



# Slides Carnival

**Free templates for all your presentation needs**



For PowerPoint and  
Google Slides



100% free for personal  
or commercial use



Ready to use,  
professional and  
customizable



Blow your audience  
away with attractive  
visuals

