

ENGLISH LANGUAGE ARTS




MATHEMATICS

SCIENCE

SOCIAL STUDIES

ACHIEVEMENT LEVELS

SCORES, TARGETS, AND FLAGS

	SCORE	TARGET	FLAG
ALL STUDENTS 100.00% Participation Rate	63.69	61.40	
AMERICAN INDIAN / ALASKAN NATIVE Too Few Students Participation Rate	Too Few Students	N/A	
ASIAN / PACIFIC ISLANDER Too Few Students Participation Rate	Too Few Students	N/A	
BLACK Too Few Students Participation Rate	Too Few Students	N/A	
HISPANIC Too Few Students Participation Rate	Too Few Students	N/A	
MULTI-RACIAL Too Few Students Participation Rate	Too Few Students	N/A	
WHITE 100.00% Participation Rate	64.56	61.77	
ECONOMICALLY DISADVANTAGED 100.00% Participation Rate	58.04	55.98	
ENGLISH LEARNERS Too Few Students Participation Rate	Too Few Students	N/A	
STUDENTS WITH DISABILITY 100.00% Participation Rate	32.29	37.30	