





FESTUS ELEM. K-03 (4020)
FESTUS R-VI (050006)









To Supporting Data

	2013	2014	2015
Grade Span	K - 03	K - 03	
APR Total Points	50.0/50	50.0/50	
Percent of Points	100.0%	100.0%	

MSIP 5 Standards	Points Possible	Points Earned	Percent Earned
1. Academic Achievement	32.0	32.0	 100.0%
2. Subgroup Achievement	8.0	8.0	 100.0%
4. Attendance	10.0	10.0	 100.0%
Total	50.0	50.0	 100.0%

FESTUS ELEM. K-03 (4020)
FESTUS R-VI (050006)

To Supporting Data

MSIP 5 Standards		2013	2014	2014	
	Points Possible	Points Earned	Points Earned	Percent Earned	
1. Academic Achievement					
English Language Arts	16.0	16.0	16.0		100.0%
Mathematics	16.0	16.0	16.0		100.0%
Total Points Earned	32.0	32.0	32.0		100.0%
2. Subgroup Achievement					
English Language Arts	4.0	4.0	4.0		100.0%
Mathematics	4.0	4.0	4.0		100.0%
Total Points Earned	8.0	8.0	8.0		100.0%
4. Attendance	10.0	10.0	10.0		100.0%
Total	50.0	50.0	50.0		100.0%



Green indicates the majority of points earned are from status points.
Blue indicates the majority of points earned are from progress points or growth points.

FESTUS ELEM. K-03 (4020)
FESTUS R-VI (050006)

To Supporting Data

Total Points Earned: Total points earned is a calculation of status and progress or status and growth, and not to exceed the total status points possible.

Academic Achievement: Displays the percent proficient or advanced and the MAP Performance Index (MPI) for all MAP assessments by subject area. The MPI is used to calculate status and progress measures.

Subgroup Achievement: Displays the percent proficient or advanced and the MAP Performance Index (MPI) by subject area for students who are included in the super subgroup (Hispanic, Black, FRL, IEP, ELL). The MPI is used to calculate the status and progress measures.

CCR 1-3: The percent of graduates scoring at or above the state standard the ACT®, SAT®, COMPASS® or the Armed Services Vocational Aptitude Battery (ASVAB).

CCR 4: The percent of graduates who earned a qualifying score on the AP, IB or Technical Skills Attainment (TSA) assessments or a qualifying grade in AP, IB, early college, dual enrollment, or approved dual credit courses.

CCR 5-6: The percent of graduates who attend post-secondary education or training, are in the military, or who complete a Department-approved Career Education program and are placed in an occupation directly related to their training by the number of graduates.

HSR: The percent of advancing Grade 8 students who earned a qualifying score on MAP end-of-course assessments.

ACT: 11th grade ACT census data reported for informational purposes only. Neither participation rate nor average composite score are used in Annual Performance Report calculation.

Hold Harmless: Points earned within standards 1 and 2 determined by hold harmless policy for 2016 and 2015 English language arts and mathematics assessments. Refer to 2016 Comprehensive Guide to MSIP for further information.

~ - Less than three years of data.

- Less than 95% participation in the current year.

- Less than 95% participation in a prior year.

- Less than 95% participation in a prior year resulting in less than three years of data available.

@ - Prior year participation rate issue and a cell size of 30 reportable students was not met in a given year. Refer to Achievement Level Report for supporting data.

@@ - Prior year participation rate issue and a cell size of 30 reportable students was not met after adding all three years of data. Refer to Achievement Level Report for supporting data.

@ - A cell size of 30 reportable students was not met after adding all three years of data for standards 1 and 2. Refer to Achievement Level Report for supporting data.

@@ - A cell size of 30 reportable students was not met in a given year for standards 1 and 2. **When a year of data reads "N/A", it is the result of insufficient cell size.** Refer to Achievement Level Report for supporting data.

Accreditation classification recommendations will be made on APR status and APR status trends over multiple years and may include other factors as appropriate, e.g. CSIP goals, previous Department MSIP findings, financial status and/or leadership stability.

* **2017 does not include A1 and E2 assessment results.**