

# Taking the “OH NO!” Out of Dispro

*Catoosa County Public Schools*

*Presented by:*


Becky Conner, Special Education Director

Dr. Kim Nichols, Assistant Superintendent

Gina Haynes, Elementary School Improvement Specialist

Shalanda Mohan, Lead School Psychologist

March 16, 2018






## Georgia's Systems of Continuous Improvement

# Data Overview

## FY16 & FY17 Milestones

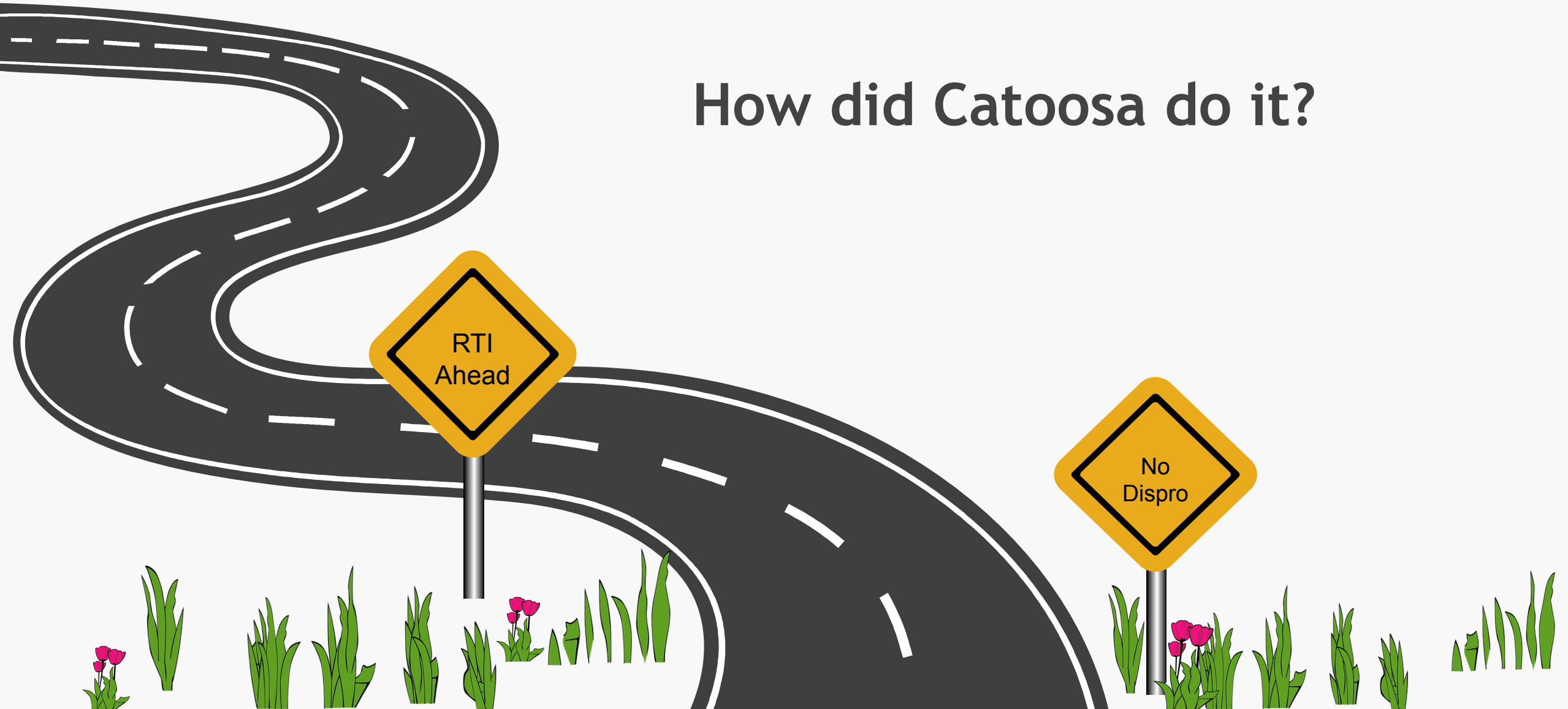
### Lexile Data

% of cohort group scoring on "next grade level" Lexile band		
	2015-2016	2016-2017
3rd Grade	41	43
4th Grade	45	59
5th Grade	55	55
6th Grade	55	72
7th Grade	70	74



# Taking the “OH NO!” Out of Dispro

## How did Catoosa do it?



March 2016

## Pothole Ahead!

- **System contacted regarding problem with disproportionality**
- **GA DOE Disproportionality Review**



April/May 2016

## Crash Results!


- **Data analysis**
  - **System-level**
  - **School-level**
- **Targeted schools identified**



June/July 2016

## 1-800 State Farm


- **Partnership with School Improvement**
- **CEIS Plan Development**
  - **Intervention Research**
  - **Criteria Identification**



# August 2016

## Road Rage

- **Implementation of Plan**
  - Hire personnel
  - Scheduling changes
  - Student identification changes
- **Encouragement & Reassurance**





# September 2016

## Adjuster Review!

- RTI Plan Review
- Assessed Intervention Reality
- Evaluated Role and Support of Academic Coaches



# October 2016

## Curvy Road Ahead!

- Fidelity Discussions
- Intervention Investigation
- Underlying Issues Identified
- Leadership Learning Needs



November 2016

## Sharp Turn Ahead!


- Real “RTI” Training
- Revisioning
- Support from the Top



# December 2016

## Recalculate Route!

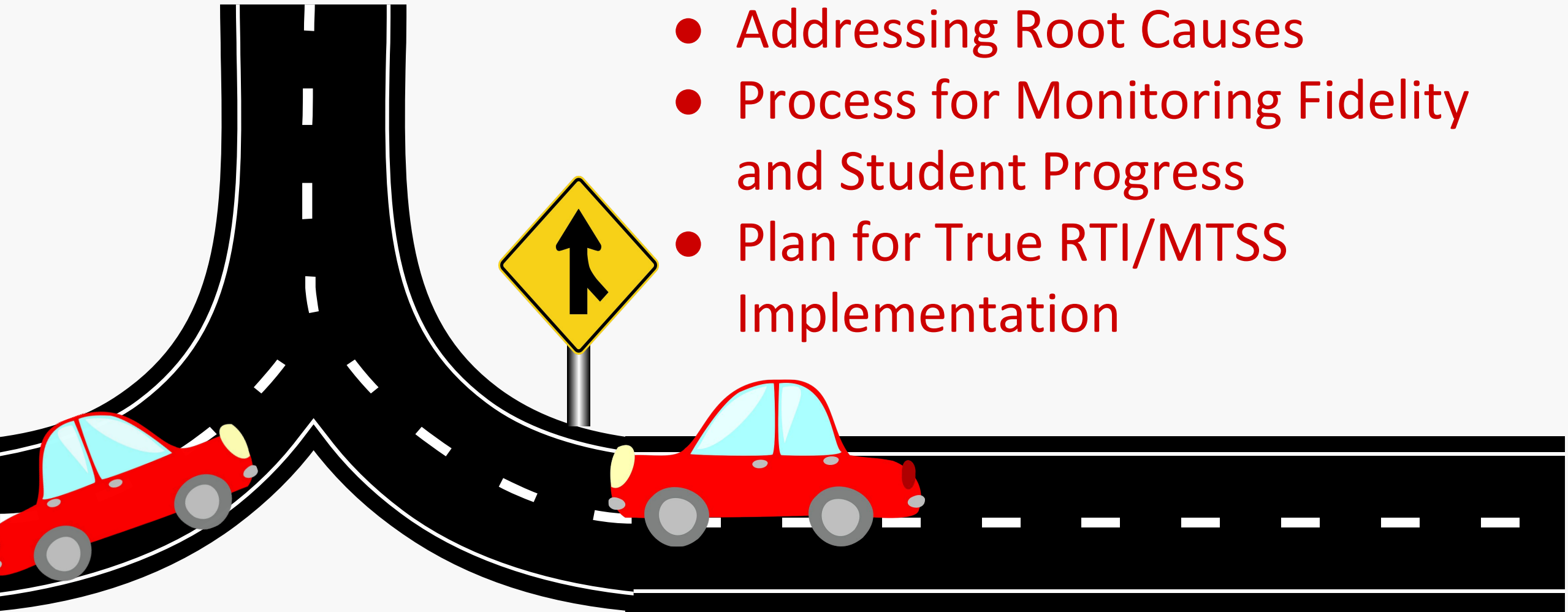
- Shared Understanding & Collective Commitment
- Intervention Research Day!



January/February 2017

## Systems Merging!


- Addressing Root Causes
- Process for Monitoring Fidelity and Student Progress
- Plan for True RTI/MTSS Implementation



March 2017

## Full Speed Ahead

- Building Collective Responsibility
- Reciprocal Accountability:  
Evaluating FY18 Needs
  - Screener tool
  - Identification Charts
  - New Intervention Resources
- Special Education Data Teams
- Connecting RTI and PLC's



# April/May 2017

## Pedal to the Metal!


- District-level Work
  - Non-negotiables
    - Schedules
    - Identification process
  - Intervention Decisions
  - Clarifying “Learn What?”



# June/July 2017

## Fill Up!

- Fuel = Professional Learning
- Reviewing Results
- FY 18 CEIS Expansion Plans
- DISPRO CELEBRATION!





# Summer 2017

## GA Milestones EOG Promotion Levels Reading



### Grade 3

	15-16	16-17
School A	31	23
School B	31	16
School C	18	10

### Grade 5

	15-16	16-17
School A	29	22
School B	22	20
School C	33	12

**Number of Students NOT Meeting Promotion Requirements**




# Summer 2017

## CCRPI Performance on ELA Content Mastery

	15-16	16-17
School A	60.359	65.991
School B	48.284	47.959
School C	58.846	70.227

**Performance (%) on Achievement Indicator #1**



# Summer 2017

## Grade 3

	15-16	16-17
School A	35%	43%
School B	23%	28%
School C	34%	47%

## Grade 4

	15-16	16-17
School A	34%	42%
School B	26%	17%
School C	36%	40%

## Grade 5

	15-16	16-17
School A	46%	38%
School B	38%	35%
School C	32%	43%

**% of Students Scoring at Level 3 and 4 on ELA**



# Summer 2017


## Grade 3 to Grade 4

	15-16	16-17
School A	35%	42%
School B	23%	17%
School C	34%	40%

## Grade 4 to Grade 5

	15-16	16-17
School A	34%	38%
School B	27%	35%
School C	36%	43%


### Cohort Comparison: % Scoring at Level 3 and 4



# Summer 2017

CEIS 225 participants - 16 students eligible for services

	Referred	Eligible
FY15	299	264
FY16	294	262
FY17	194	118






# FY18 Beginning

- Implementing Plans
- Train, Train, Train
- Readjusting



Now!





***Flying High! We have been updated that  
CCPS is no longer considered disproportionate!***



# Final Thoughts

## Initially:

- 44 identified special needs students resulted in CCPS being flagged as disproportionate.
- In-depth analysis indicated a need for systemic changes which are now showing a positive impact on over 11,000 students.

## Tips for success:

- Build collective responsibility! This is not necessarily a special education problem requiring a “special education” solution.
- Determine your current reality.
- Share the knowledge (Make sure ALL leaders know the current reality).
- Devise a comprehensive plan: Tiers 1 through 4

## Seductive detours:

- Beware of limiting interventions to students which are a part of the flagged group!
- Beware of focusing on special education referrals! Chances are that a systemic problem does exist!

# Contact Information



**Becky Conner**

**Special Education Director**

**Catoosa County Public Schools**

**[bconner@catoosa.k12.ga.us](mailto:bconner@catoosa.k12.ga.us)**

