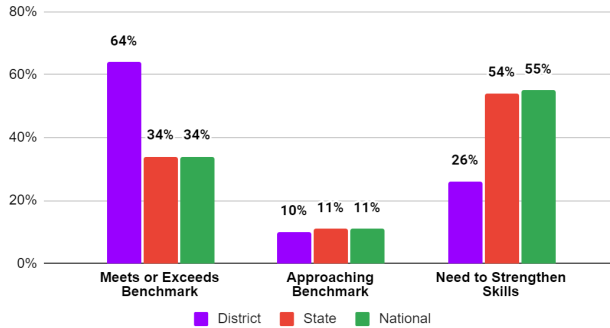
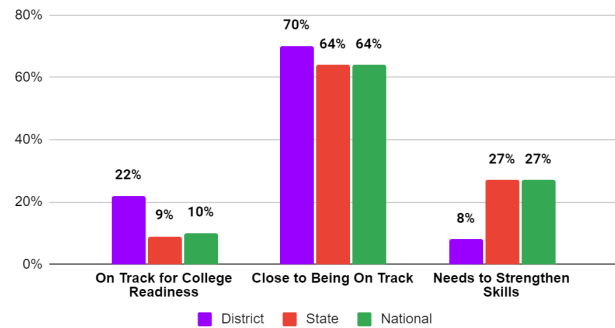


District Math PSAT NMSQT Meeting Benchmark 2022

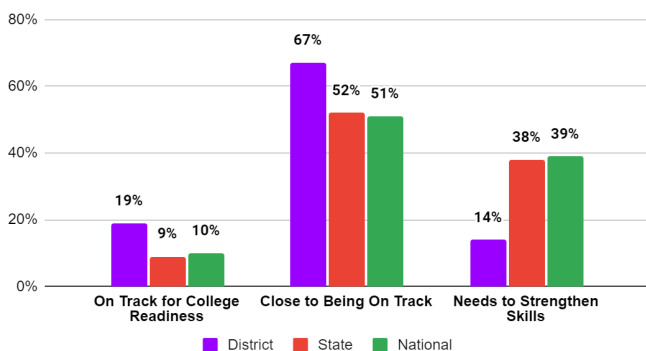


District Math PSAT NMSQT College Readiness 2022

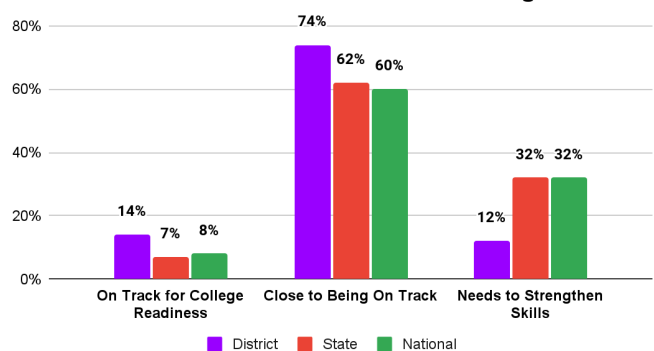


Overall Performance: 348 grade 9 Tomball ISD students took the PSAT NMSQT test in October 2022, including all of TSA and students who individually wanted to take the test at TMHS & THS. This is a decrease from 2021 when 370 grade 9 students took the test. The PSAT NMSQT test has a math portion that is scored between 160-760 and **64% of TISD students scored at or above the grade 9 benchmark level for math of 480**, which is higher than the state (34%) and national (34%) averages and is **an increase of 1%-5% from the 2021 (63%) and 2020 (59%) PSAT NMSQT tests**. Additionally, the math benchmark students need to meet of 480 is higher than the Evidence-Based Reading and Writing (ERW) grade 9 benchmark of 430. **The average math score for a TISD grade 9 student on the math portion was 497** compared to 444 in the state and 446 nationally, which is a **decrease of 3 from 500 on the 2021 PSAT NMSQT test**. Finally, **22% of TISD grade 9 students scored at or above the SAT college readiness math benchmark level of 530**, which is higher than the state (9%) and national (10%) averages. The math benchmark students need to meet of 530 is higher than the ERW college and career readiness benchmark of 480. The SAT college and career readiness benchmark indicates a 75% likelihood of achieving at least a C in first-semester, credit bearing college courses in related subjects and course work.

District Math PSAT NMSQT Heart of Algebra 2022

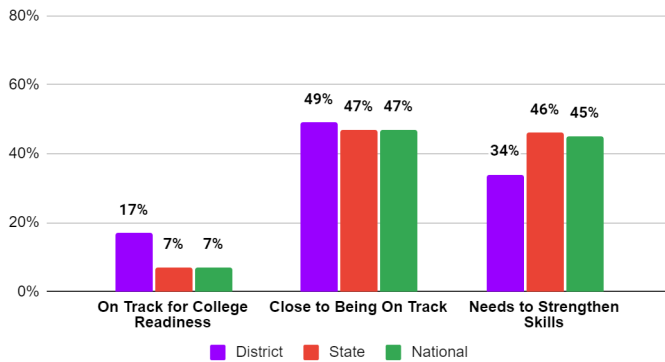


District Math PSAT NMSQT Problem Solving Fall 2022

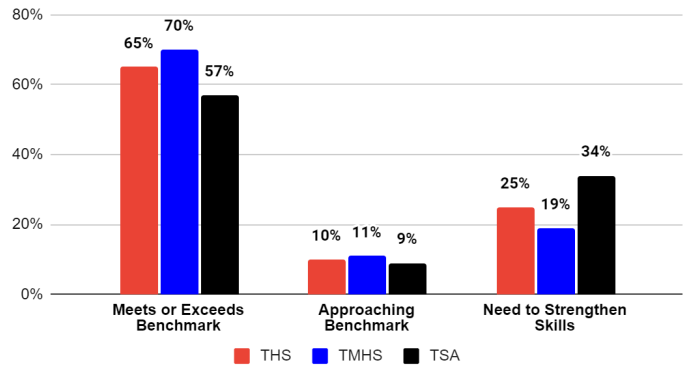


Zoom In Observations and Celebrations: The PSAT NMSQT has 48 math questions in two separate sections: 31 questions where students can use a calculator and 17 questions where students cannot use a calculator. The questions are aligned to the [Heart of Algebra](#), [Problem Solving and Data Analysis](#), or [Passport to Advanced Math](#) categories and some questions are double-coded to either the Analysis in History/Social Studies or Analysis in Science cross-test categories. Since the PSAT NMSQT is a national exam, there is a crosswalk document that aligns these categories to the TEKS for mathematics courses. In total, there are [119 different math standards spread across 7 math courses](#) for these 48 questions on the test, including **39 standards (33%) in Algebra I that students would have been exposed to in grade 9 prior to the exam**. Still, TISD grade 9 students had approximately twice as many students perform in the On Track for College Readiness in both the Heart of Algebra (19%) and Problem Solving and Data Analysis (14%) categories compared to state (7%-9%) and national (8%-10%) achievement. **TISD decreased by 8% in both Heart of Algebra and Problem Solving and Data Analysis categories and increased by 8% in Passport to Advanced Math from last year.**

District Math PSAT NMSQT Passport Adv. Math 2022



Campus Math PSAT NMSQT Meeting Benchmark 2022



By Campus Reflection:

- **TMHS had the highest percentage of students (70%) meeting or exceeding the math benchmark score of 480 on the PSAT NMSQT**, followed by THS (65%) and TSA (57%).
- TSA had the largest percentage (34%) of students needing to strengthen skills for the PSAT NMSQT math exam.
- **THS showed the largest improvement of 7% in Meets or Exceeds Benchmark** as compared to the PSAT NMSQT last year. Both TMHS (-1%) and TSA (-2%) decreased in Meets or Exceeds Benchmark compared to last year.
- **TMHS had the highest average math score on the PSAT NMSQT with 513**, followed by THS (499), and TSA (476).
- **THS had the highest change in average math score on the PSAT NMSQT with an improvement of 9 points.**
- **The average math score at TSA decreased by 15 points and at TMHS by 2 points compared to last year.**

Immediate Actions:

- TISD Math Director David Surdovel and TISD Director of Secondary English Language Arts & Advanced Academics Dr. Ashley Schlafly presented to secondary campuses on raising the [Depth of Knowledge \(DOK\) levels](#) of rigor in classes for students to meet the demands of advanced testing as well as the revised STAAR exam for this year.
- TISD Math Director David Surdovel and TISD Director of Secondary English Language Arts & Advanced Academics Dr. Ashley Schlafly presented to secondary campuses on [current PSAT achievement](#) and next steps to better prepare students for success on the PSAT in the future.
- TISD Math Director David Surdovel is reviewing all [math questions](#) on the PSAT NMSQT exam over the past two years and will be providing training on the district collaborative day of Friday, February 17, 2023 to staff members. During this training, participants will review the standard alignment to test questions and create a test bank of questions to review with students to better prepare them for future assessments.
- [Standards identified on the math portion of the PSAT NMSQT exam](#) will be highlighted in district curriculum unit documents for review, including vertical connections to the high school courses of Algebra I, Geometry, Mathematical Models with Applications, Algebra II, Algebraic Reasoning, Advanced Quantitative Reasoning, and Statistics.
- TISD students in grade 9 take Algebra I, Geometry, or Algebra II. These Year at a Glance (YAG) scope and sequence documents will be revised for the 2023-2024 school year to include a mini-unit with practice problems prior to the PSAT NMSQT exam to help prepare students for success.