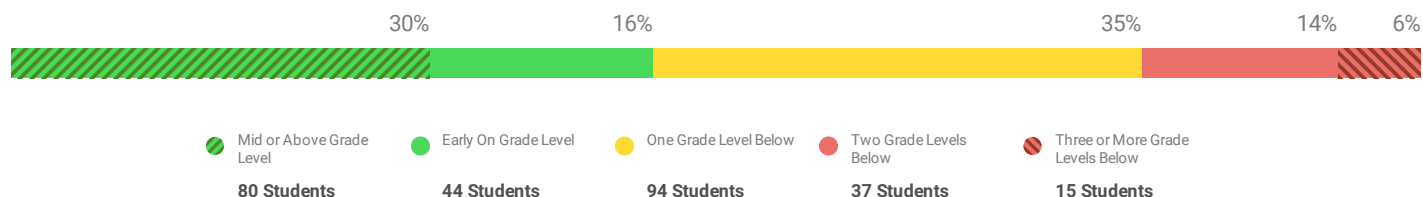


Diagnostic Results

School: Eagle Springs Elementary School
 Subject: Reading
 Academic Year: 2020 - 2021
 Diagnostic: Final Diagnostic
 Prior Diagnostic: None

Overall Placement

Students Assessed/Total: 270/700



Placement by Domain



Switch Table View

Choose to Show Results By

Placement Summary

Grade







Showing 6 of 6

Grade	Overall Grade-Level Placement	Mid or Above Grade Level	Early On Grade Level	One Grade Level Below	Two Grade Levels Below	Three or More Grade Levels Below	Students Assessed/Total
Grade K		67%	33%	0%	0%	0%	3/114
Grade 1		37%	17%	46%	0%	0%	46/109
Grade 2		23%	20%	36%	20%	0%	69/113
Grade 3		31%	16%	25%	22%	6%	51/112
Grade 4		29%	14%	39%	8%	10%	49/129

1

Diagnostic Results

School Eagle Springs Elementary School
Subject Reading
Academic Year 2020 - 2021
Diagnostic Final Diagnostic
Prior Diagnostic None

Grade	Overall Grade-Level Placement						Students Assessed/Total
Grade 5		29%	12%	31%	15%	13%	52/123

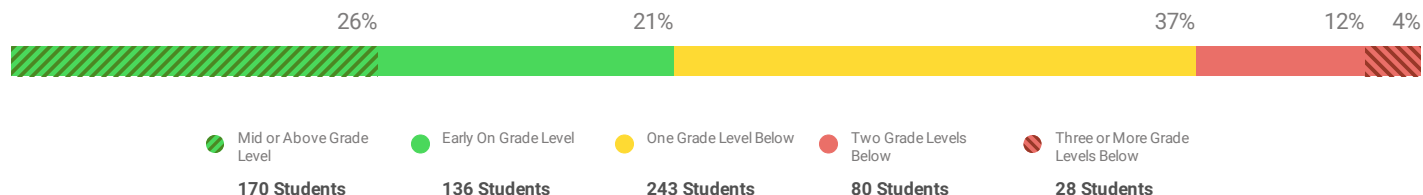


Diagnostic Results

School: Eagle Springs Elementary School
 Subject: Reading
 Academic Year: 2021 - 2022
 Diagnostic: Final Diagnostic
 Prior Diagnostic: None

Overall Placement

Students Assessed/Total: 657/661



Placement by Domain



Switch Table View

Choose to Show Results By

Placement Summary

Grade







Showing 6 of 6

Grade	Overall Grade-Level Placement	Mid or Above Grade Level	Early On Grade Level	One Grade Level Below	Two Grade Levels Below	Three or More Grade Levels Below	Students Assessed/Total
Grade K		29%	40%	31%	0%	0%	97/98
Grade 1		29%	15%	55%	2%	0%	117/118
Grade 2		23%	13%	46%	18%	0%	105/107
Grade 3		37%	25%	18%	15%	5%	117/117
Grade 4		23%	14%	42%	9%	12%	105/105

1

Diagnostic Results

School Eagle Springs Elementary School
Subject Reading
Academic Year 2021 - 2022
Diagnostic Final Diagnostic
Prior Diagnostic None

Grade	Overall Grade-Level Placement						Students Assessed/Total
Grade 5		15%	19%	31%	28%	8%	116/116

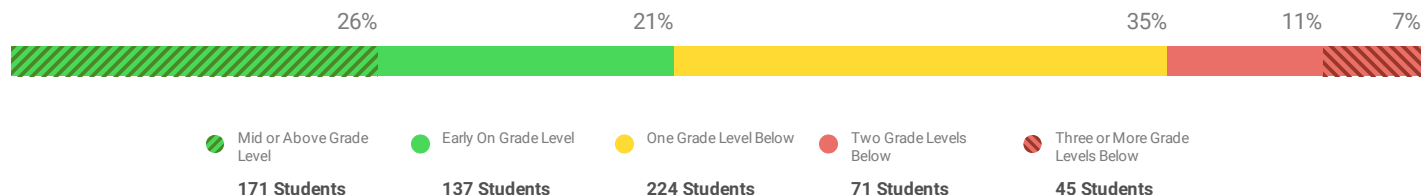


Diagnostic Results

School: Eagle Springs Elementary School
 Subject: Reading
 Academic Year: 2022 - 2023
 Diagnostic: Most Recent
 Prior Diagnostic: None

Overall Placement

Students Assessed/Total: 648/655



Placement by Domain



Switch Table View


Choose to Show Results By

Placement Summary

Grade







Showing 6 of 6

Grade	Overall Grade-Level Placement	Mid or Above Grade Level	Early On Grade Level	One Grade Level Below	Two Grade Levels Below	Three or More Grade Levels Below	Students Assessed/Total
Grade K		26%	37%	37%	0%	0%	108/111
Grade 1		29%	17%	49%	5%	0%	104/106
Grade 2		33%	14%	39%	15%	0%	109/110
Grade 3		26%	30%	19%	16%	10%	105/106
Grade 4		25%	16%	39%	5%	16%	114/114



Diagnostic Results

School Eagle Springs Elementary School
Subject Reading
Academic Year 2022 - 2023
Diagnostic Most Recent
Prior Diagnostic None

Grade	Overall Grade-Level Placement						Students Assessed/Total
Grade 5		20%	14%	25%	25%	16%	108/108

