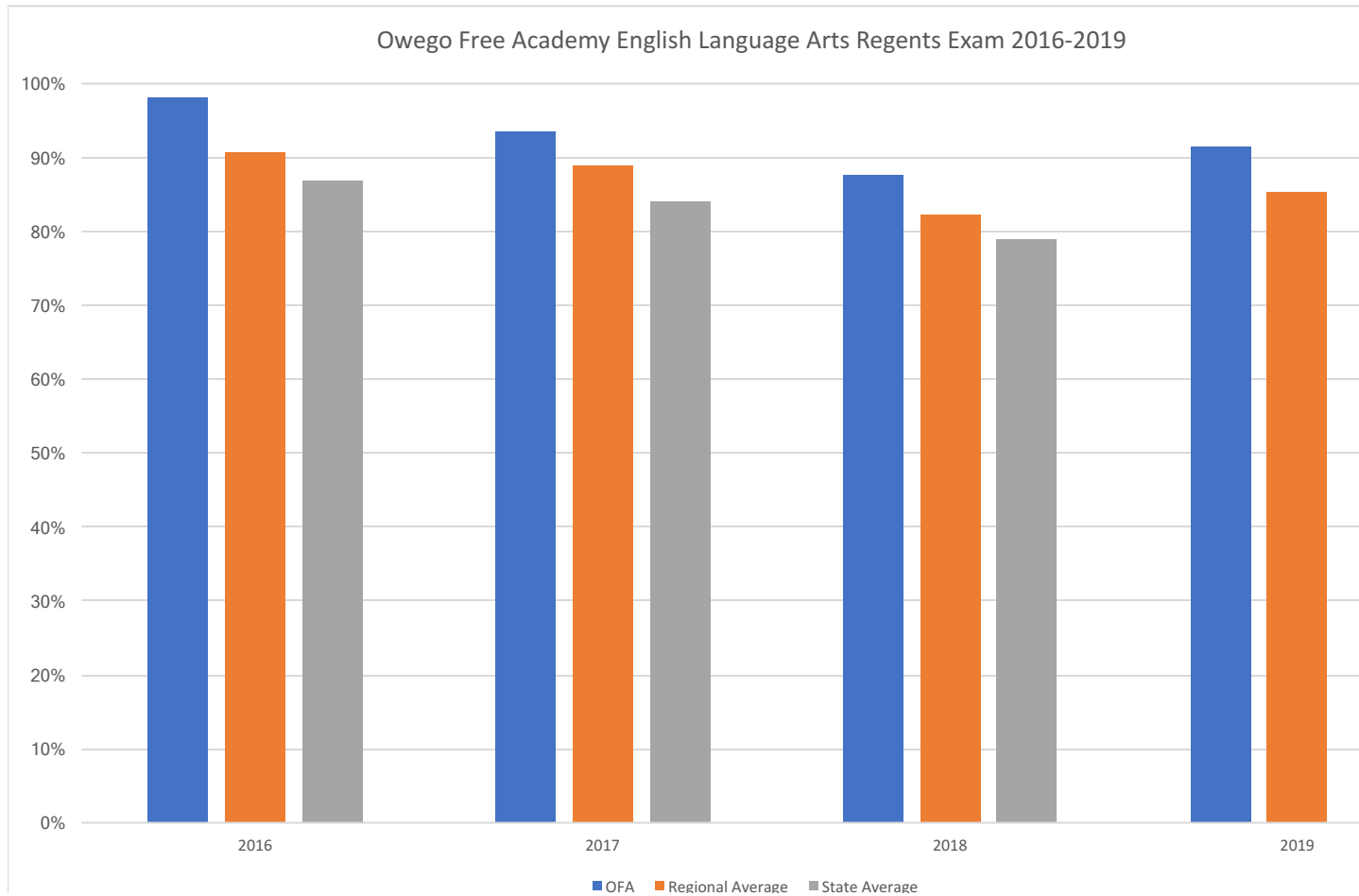


ELA Regents Results 2016 – 2019

Year	Total	0-54	55-64	65-84	85-100		0-54	55-64	65-84	85-100	65-100	Regional Average
2016	158	1	2	48	107		1%	1%	30%	68%	98%	91%
2017	138	4	5	43	86		3%	4%	31%	62%	93%	89%
2018	170	11	10	64	85		6%	6%	38%	50%	88%	82%
2019	155	3	10	62	80		2%	6%	40%	52%	92%	85%
4 Year Average							3%	4%	35%	58%	93%	87%

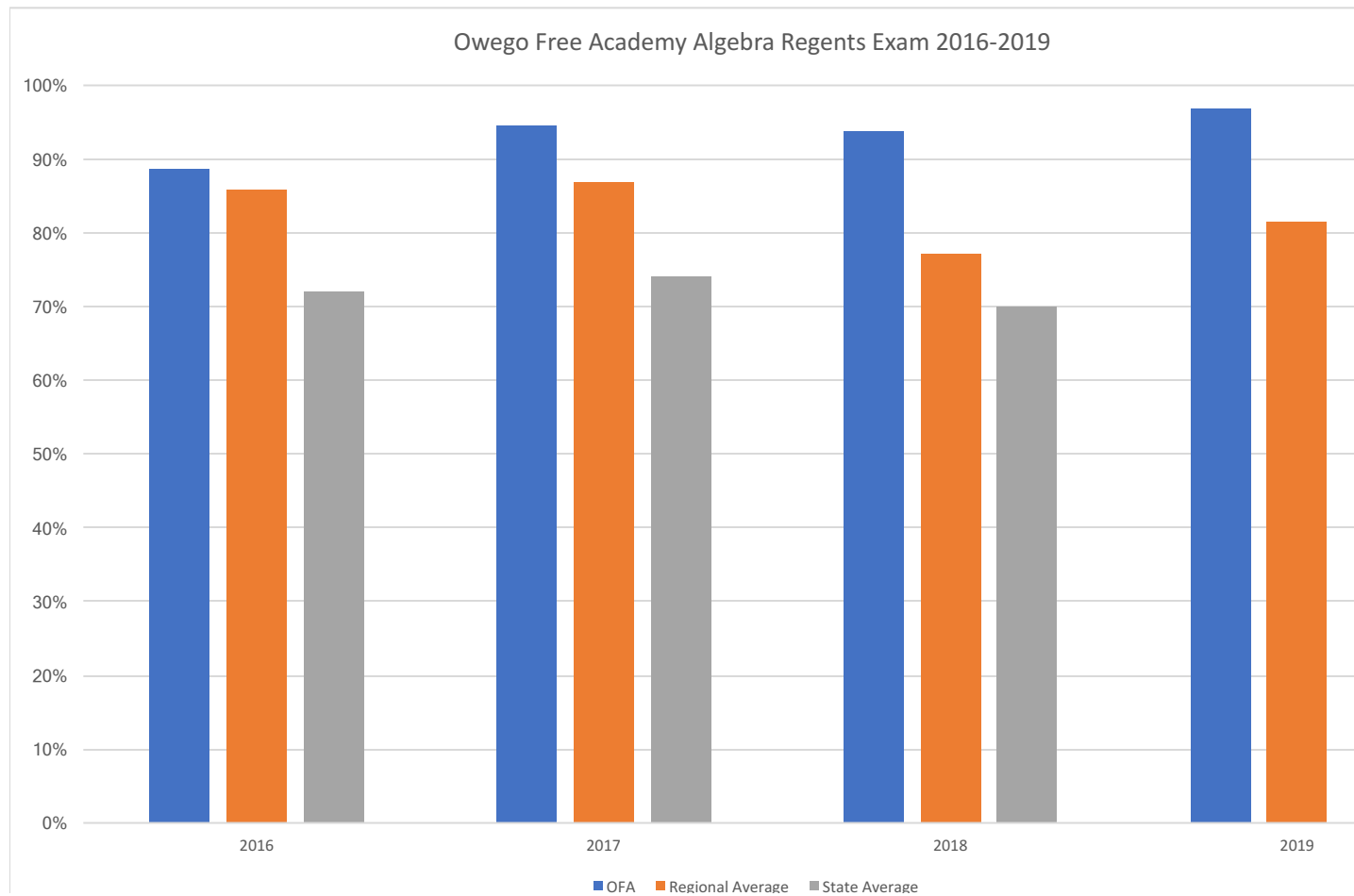
* NYS Average not available for 2018-19 at this point



Algebra Regents Results 2016 – 2019

Year	Total	0-54	55-64	65-84	85-100		0-54	55-64	65-84	85-100	65-100	Regional Average
2016	167	5	14	145	3		3%	8%	87%	2%	89%	86%
2017	90	1	4	79	6		1%	4%	88%	7%	94%	87%
2018	115	0	7	100	8		0%	6%	87%	7%	94%	77%
2019	127	2	2	108	15		2%	2%	85%	12%	97%	82%
4 Year Average							1%	5%	87%	7%	93%	83%

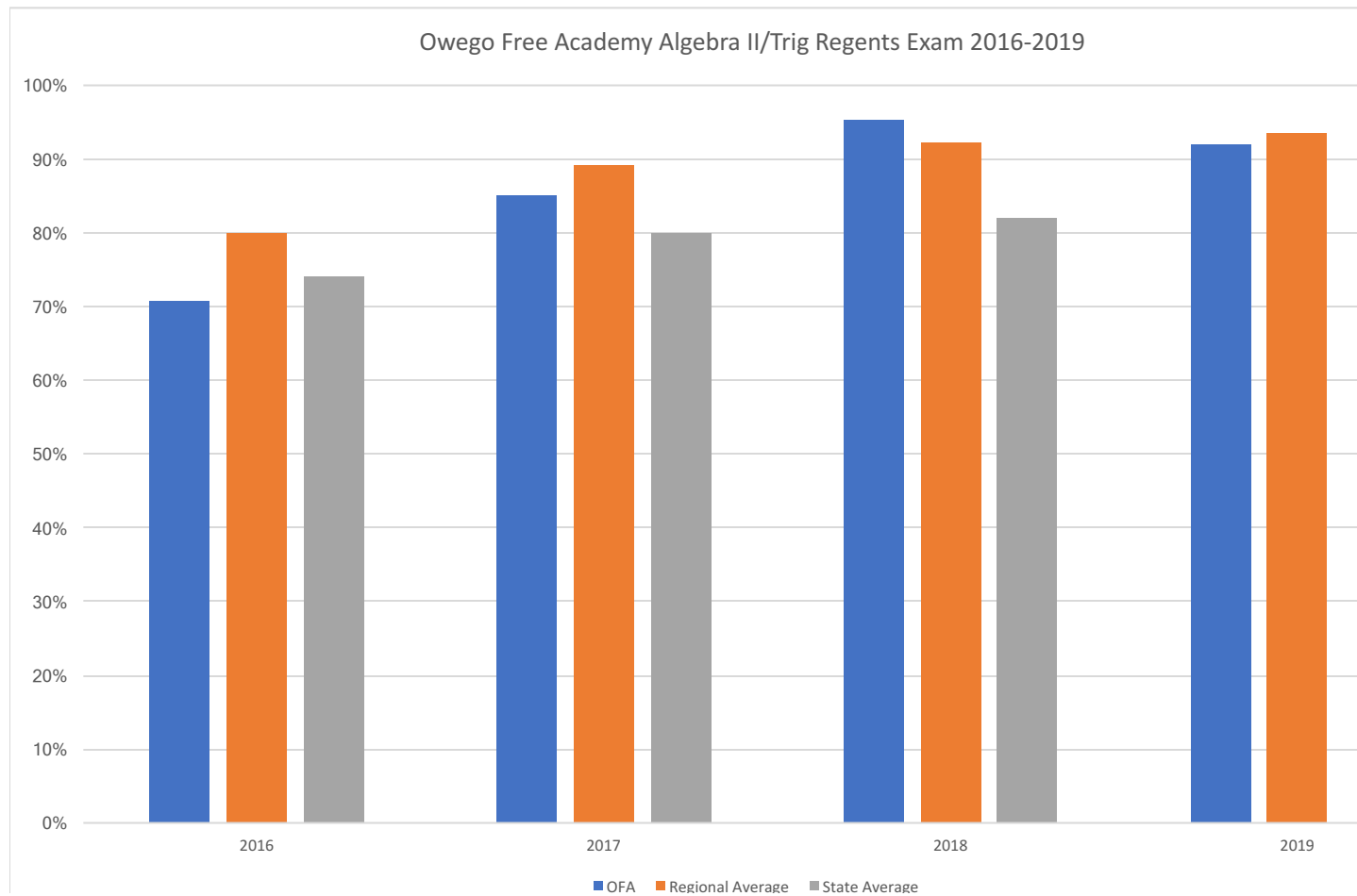
* NYS Average not available for 2018-19 at this point



Algebra II/Trig Regents Results 2016 – 2019

Year	Total	0-54	55-64	65-84	85-100		0-54	55-64	65-84	85-100	65-100	Regional Average
2016	99	17	12	69	1		17%	12%	70%	1%	71%	80%
2017	88	5	8	62	13		6%	9%	70%	15%	85%	89%
2018	85	1	3	64	17		1%	4%	75%	20%	95%	92%
2019	76	2	4	53	17		3%	5%	70%	22%	92%	94%
4 Year Average							7%	8%	71%	15%	86%	89%

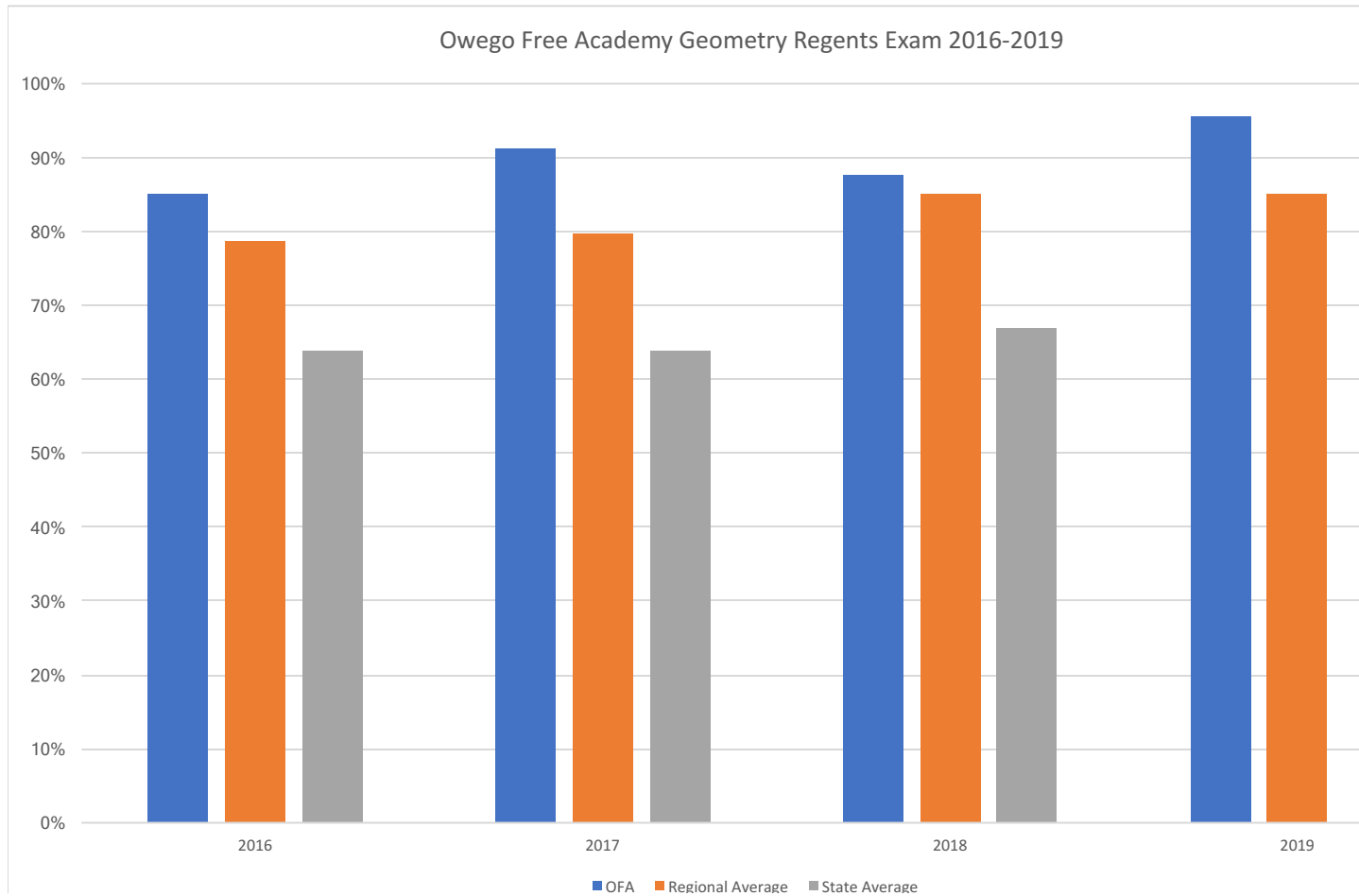
* NYS Average not available for 2018-19 at this point



Geometry Regents Results 2016 – 2019

Year	Total	0-54	55-64	65-84	85-100		0-54	55-64	65-84	85-100	65-100	Regional Average
2016	88	2	11	62	13		2%	13%	70%	15%	85%	79%
2017	92	2	6	64	20		2%	7%	70%	22%	91%	80%
2018	98	5	7	67	19		5%	7%	68%	19%	88%	85%
2019	92	2	2	59	29		2%	2%	64%	32%	96%	85%
4 Year Average							3%	7%	68%	22%	90%	82%

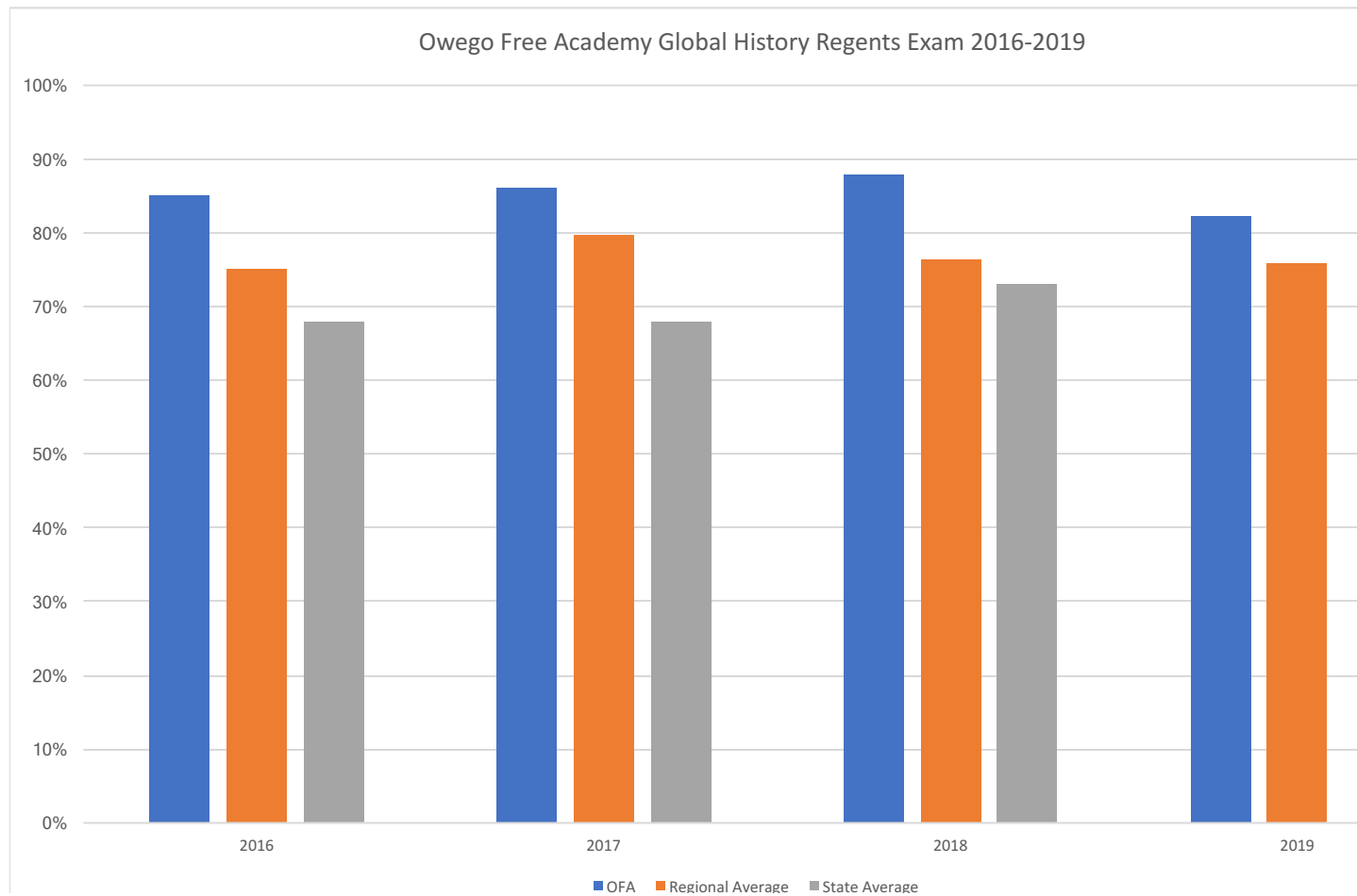
* NYS Average not available for 2018-19 at this point



Global History Regents Results 2016 – 2019

Year	Total	0-54	55-64	65-84	85-100		0-54	55-64	65-84	85-100	65-100	Regional Average
2016	161	7	17	62	75		4%	11%	39%	47%	85%	75%
2017	186	12	14	62	98		6%	8%	33%	53%	86%	80%
2018	133	4	12	55	62		3%	9%	41%	47%	88%	76%
2019	164	12	17	57	78		7%	10%	35%	48%	82%	76%
4 Year Average							5%	9%	37%	48%	85%	77%

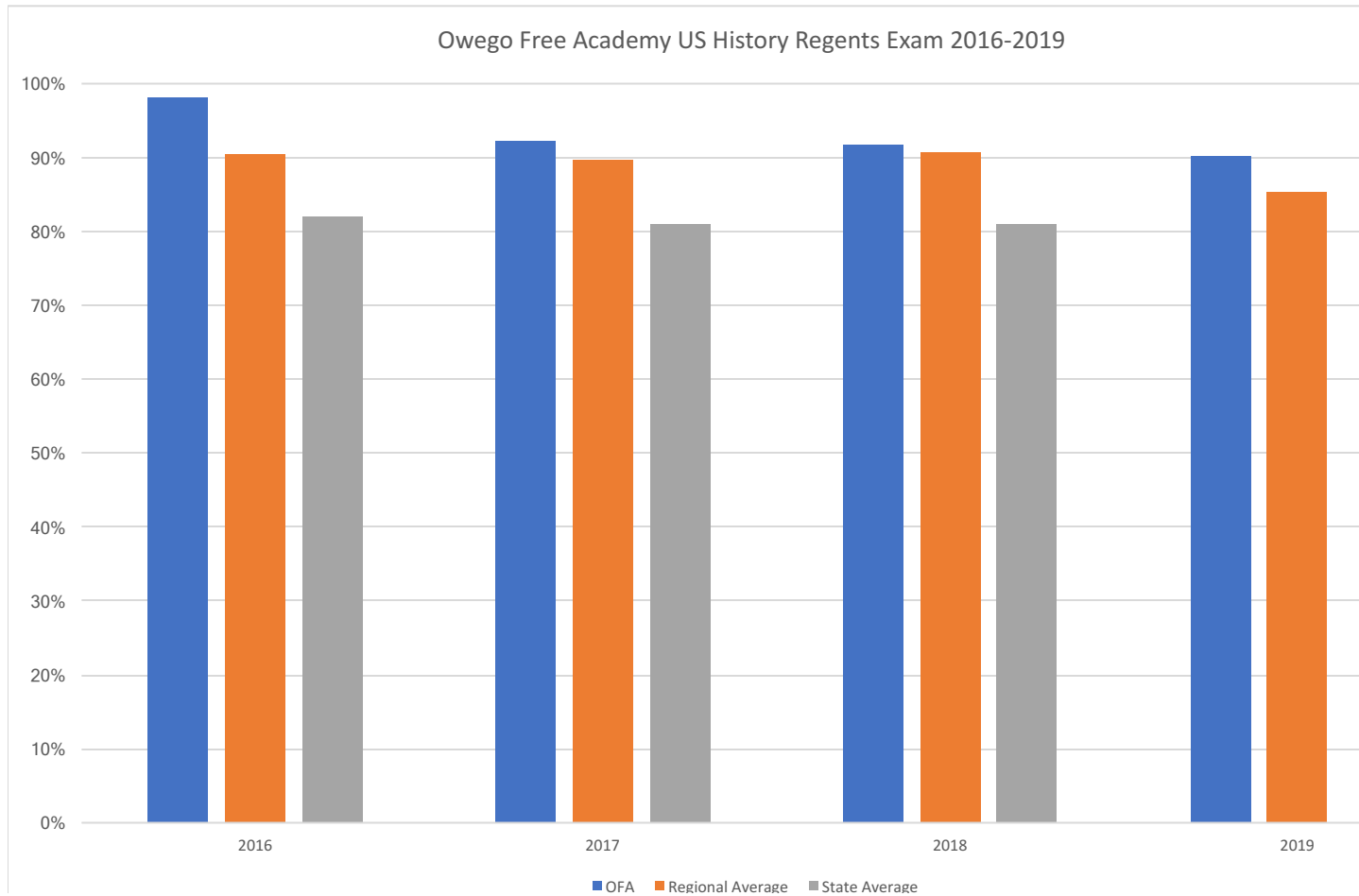
* NYS Average not available for 2018-19 at this point



US History Regents Results 2016 – 2019

Year	Total	0-54	55-64	65-84	85-100		0-54	55-64	65-84	85-100	65-100	Regional Average
2016	161	0	3	46	112		0%	2%	29%	70%	98%	91%
2017	142	4	7	48	83		3%	5%	34%	58%	92%	90%
2018	172	3	11	45	113		2%	6%	26%	66%	92%	91%
2019	145	4	10	45	86		3%	7%	31%	59%	90%	85%
4 Year Average							2%	5%	30%	63%	93%	89%

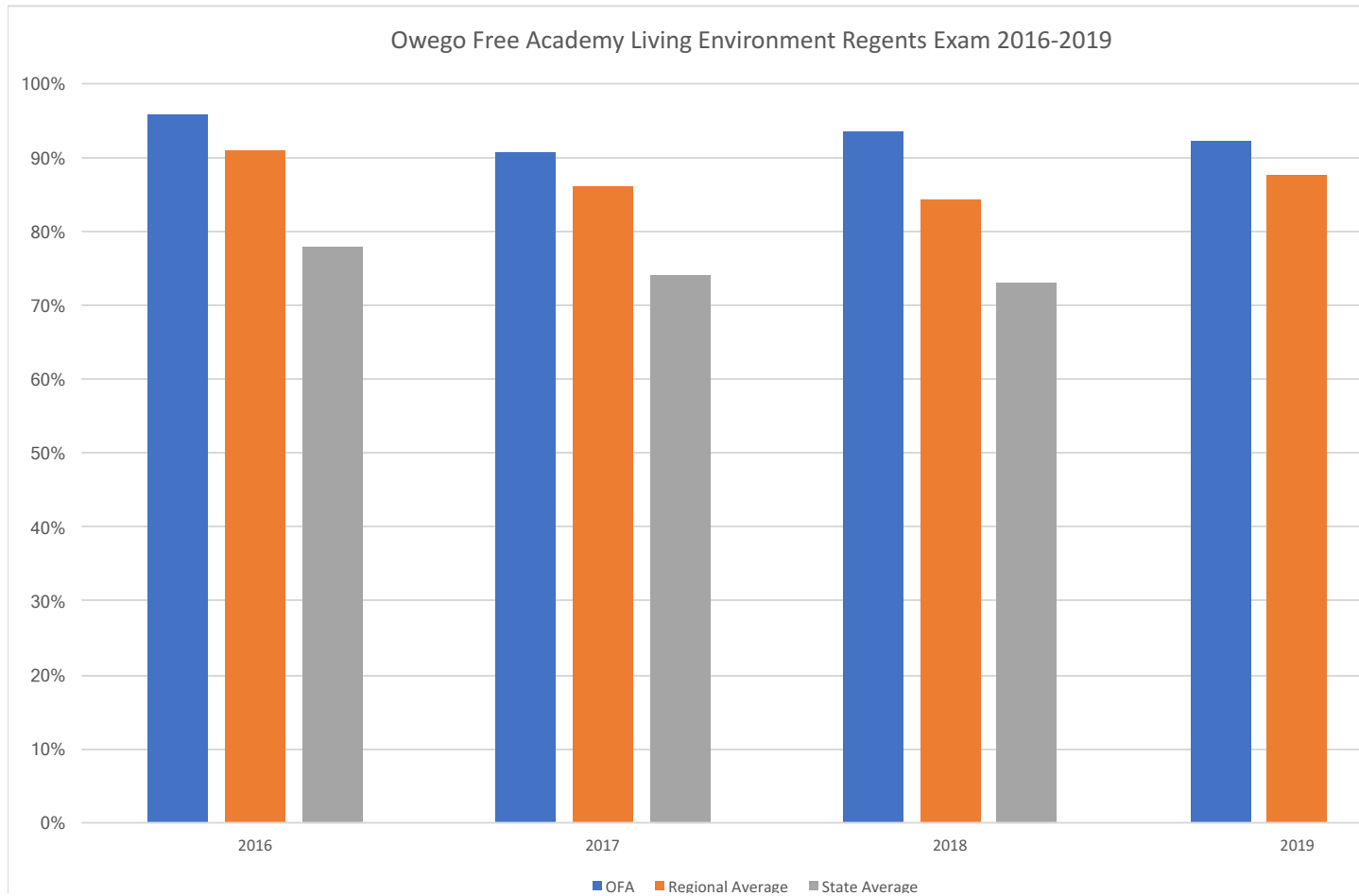
* NYS Average not available for 2018-19 at this point



Living Environment Regents Results 2016 – 2019

Year	Total	0-54	55-64	65-84	85-100	0-54	55-64	65-84	85-100	65-100	Regional Average
2016	120	1	4	80	35	1%	3%	67%	29%	96%	91%
2017	128	2	10	94	22	2%	8%	73%	17%	91%	86%
2018	109	2	5	55	47	2%	5%	50%	43%	94%	84%
2019	118	1	8	69	40	1%	7%	58%	34%	92%	88%
4 Year Average						1%	6%	62%	31%	93%	87%

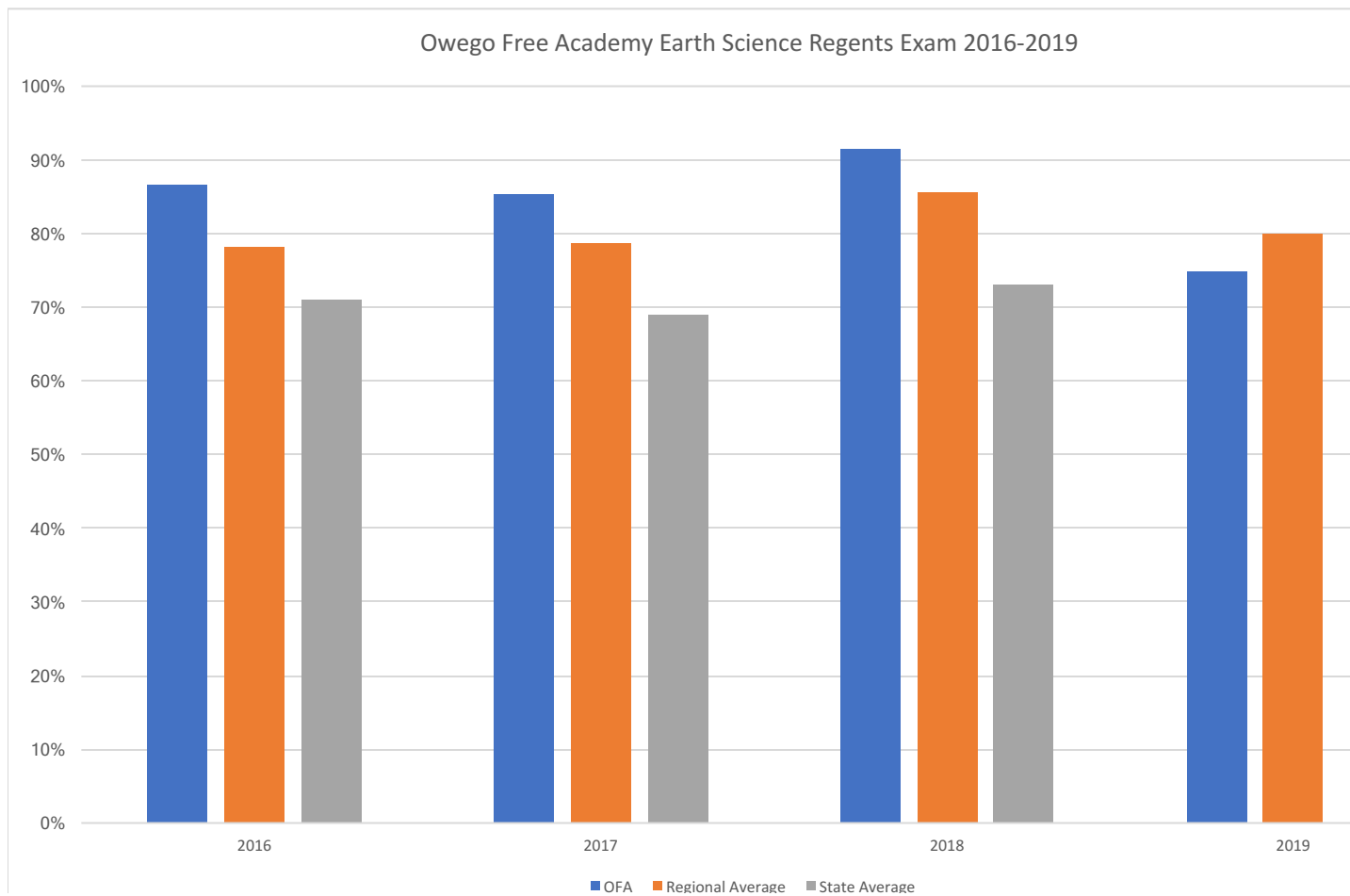
* NYS Average not available for 2018-19 at this point



Earth Science Regents Results 2016 – 2019

Year	Total	0-54	55-64	65-84	85-100	0-54	55-64	65-84	85-100	65-100	Regional Average
2016	157	10	11	80	56	6%	7%	51%	36%	87%	78%
2017	143	10	11	75	47	7%	8%	52%	33%	85%	79%
2018	164	6	8	83	67	4%	5%	51%	41%	91%	86%
2019	160	17	23	67	53	11%	14%	42%	33%	75%	80%
4 Year Average						7%	8%	49%	36%	85%	81%

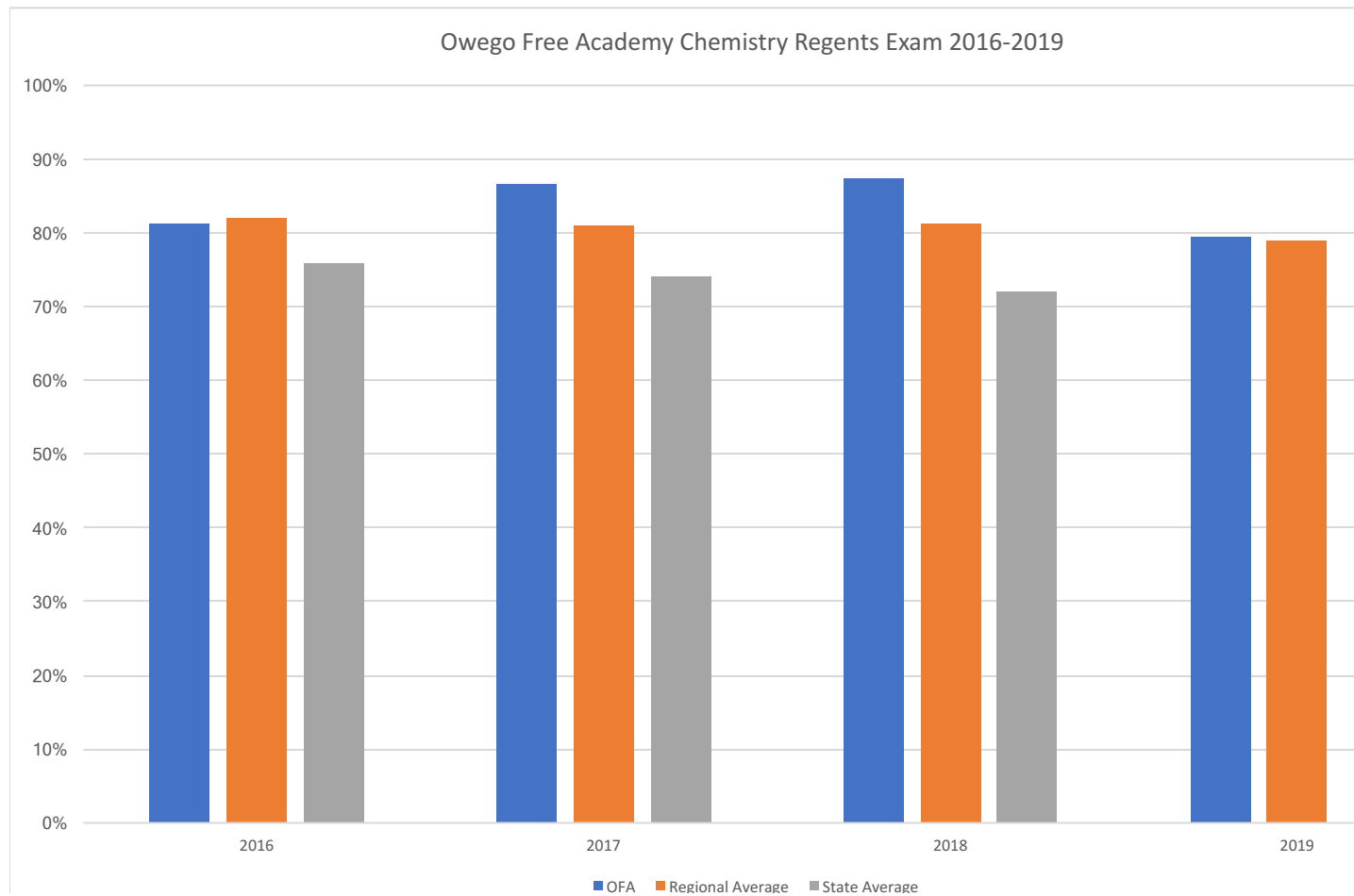
* NYS Average not available for 2018-19 at this point



Chemistry Regents Results 2016 – 2019

Year	Total	0-54	55-64	65-84	85-100		0-54	55-64	65-84	85-100	65-100	Regional Average
2016	101	3	16	66	16		3%	16%	65%	16%	81%	82%
2017	97	1	12	57	27		1%	12%	59%	28%	87%	81%
2018	79	0	10	56	13		0%	13%	71%	16%	87%	81%
2019	83	5	12	42	24		6%	14%	51%	29%	80%	79%
4 Year Average							3%	14%	61%	22%	84%	81%

* NYS Average not available for 2018-19 at this point



Pysics Regents Results 2016 – 2019

Year	Total	0-54	55-64	65-84	85-100		0-54	55-64	65-84	85-100	65-100	Regional Average
2016	45	2	6	24	13		4%	13%	53%	29%	82%	84%
2017	55	4	7	30	14		7%	13%	55%	25%	80%	83%
2018	50	1	3	21	25		2%	6%	42%	50%	92%	85%
2019	37	2	5	17	13		5%	14%	46%	35%	81%	82%
4 Year Average							5%	11%	49%	35%	84%	83%

* NYS Average not available for 2018-19 at this point

