

STUDENTS WITH IEPs:
TARGETED SCHOOLS
NO LONGER TARGETED

CLEAR CREEK

SCHOOL PERFORMANCE
PROFILE

MIDDLE SCHOOL

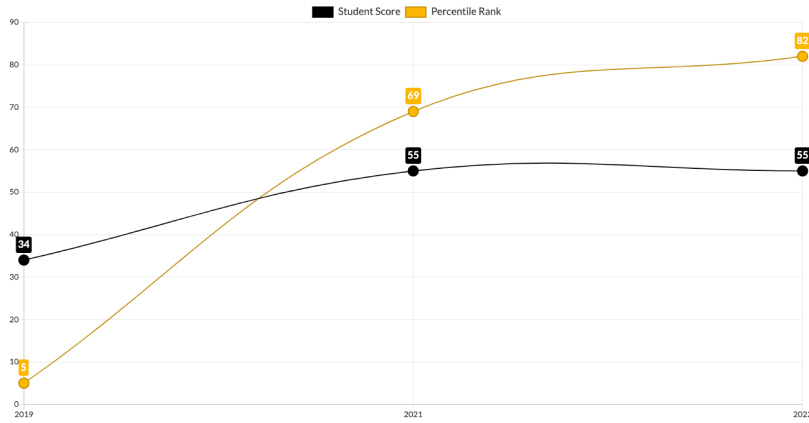
MATH	
2019	2022
30	59
2ND PERCENTILE	69TH PERCENTILE

ELA	
2019	2022
34	55
5TH PERCENTILE	82ND PERCENTILE

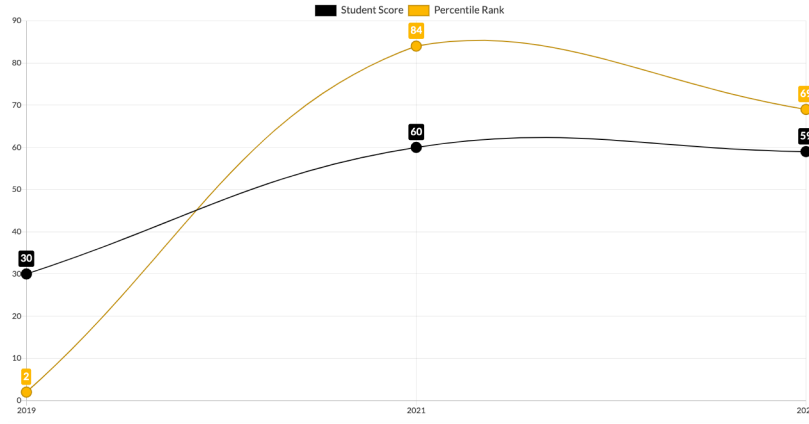
MATH	
2018	2022
39	52
14TH PERCENTILE	58TH PERCENTILE

ELA	
2018	2022
25	43
0.6TH PERCENTILE	25TH PERCENTILE

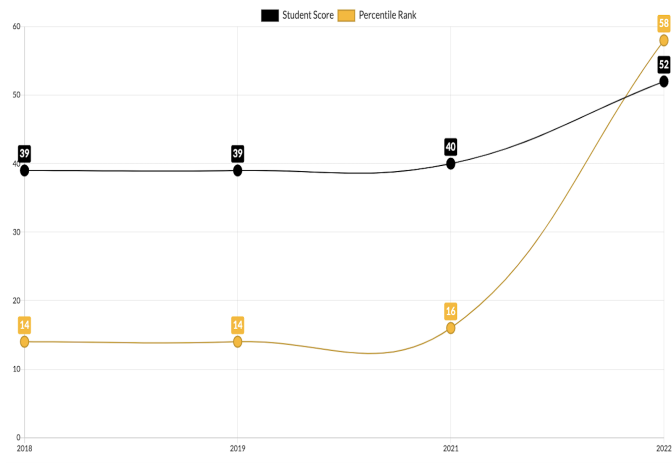
Clear Creek Students with an IEP (ELA)



Clear Creek Students with an IEP (Math)



Middle School Students with an IEP (Math)



Middle School Students with an IEP (ELA)

