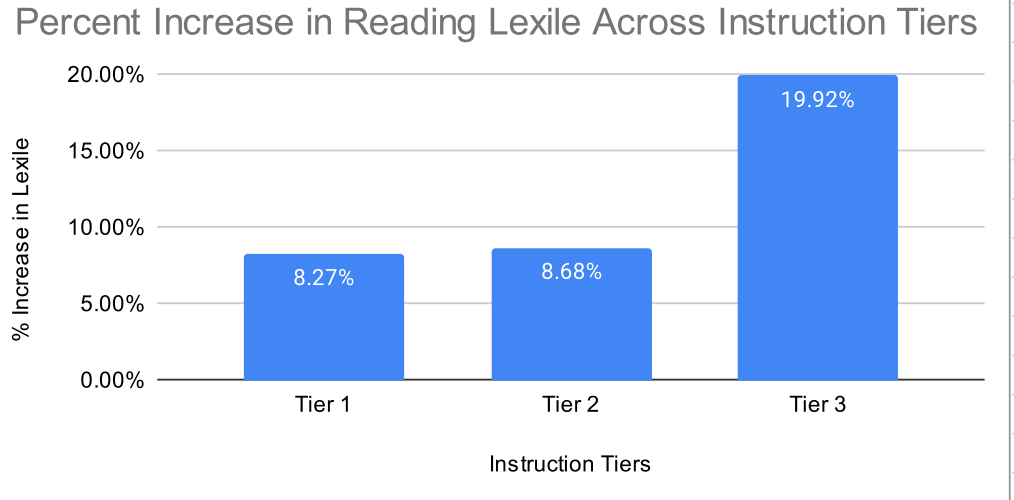
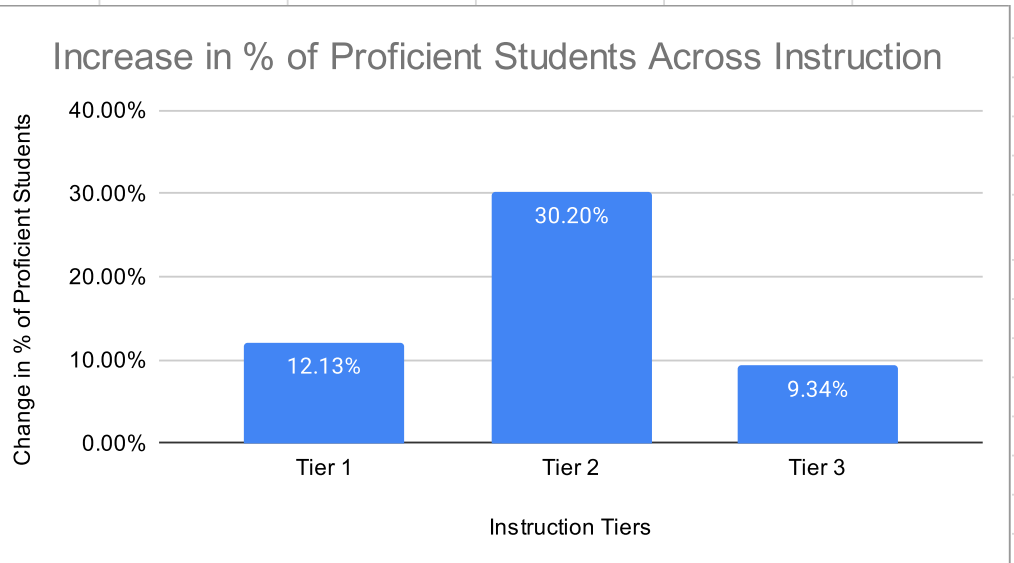


Evidence of Success for Lava Ridge Intermediate
Reading Growth Across Instructional Tiers &
Demographics 2020-21

Instruction Tiers	BoY Lexile	EoY Lexile	% Increase in Lexile
Tier 1	838.92	908.30	8.27%
Tier 2	712.55	774.37	8.68%
Tier 3	603.60	723.83	19.92%

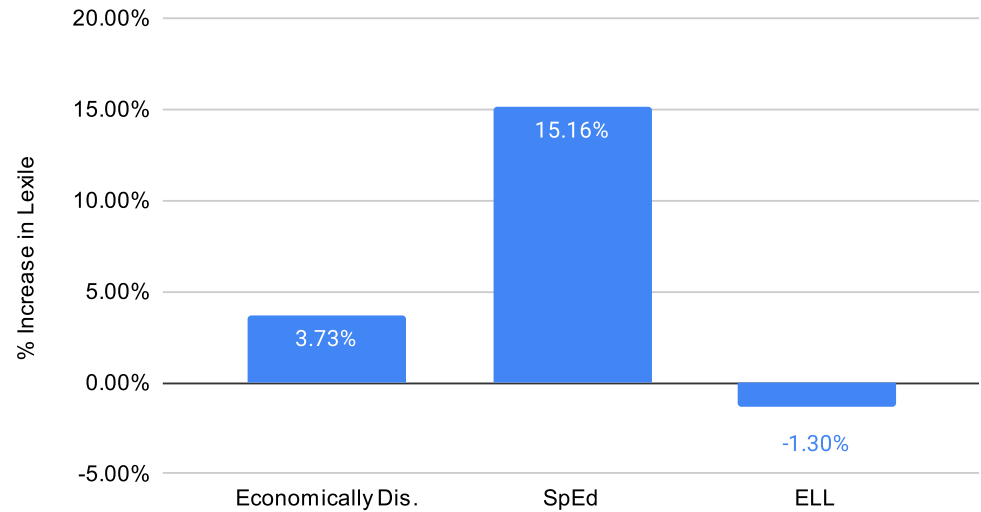


Instruction Tiers	BoY Proficient	EoY Proficient	Increase in % of Proficient Students
Tier 1	46.79%	58.92%	12.13%
Tier 2	5.00%	35.20%	30.20%
Tier 3	3.70%	13.04%	9.34%



Population	BoY Lexile	EoY Lexile	% Increase in Lexile
Economically Dis.	774.40	803.25	3.73%
SpEd	435.56	501.60	15.16%
ELL	569.08	561.68	-1.30%

Percent Increase in Reading Lexile Across Demographics



Population	BoY Proficient	EoY Proficient	Increase in % of Proficient Students
Economically Dis.	37.41%	41.50%	4.09%
SpEd	8.00%	16.00%	8.00%
ELL	7.50%	3.80%	-3.70%

Increase in % of Proficient Students Across Demographics

