

# Smarter Balanced Assessment Results

## East Valley School District (Yakima) Moxee Elementary

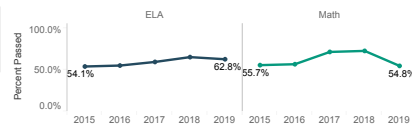
Select a District  
East Valley School District (Yakima)

Select a School(s)  
Moxee Elementary

### 2019 Results

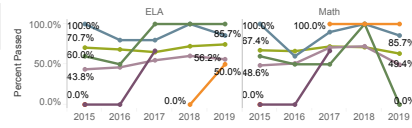
ELA		Math	
Num of Students	Percent Passed	Num of Students	Percent Passed
<b>258</b>	<b>62.8%</b>	<b>261</b>	<b>54.8%</b>

### All Students



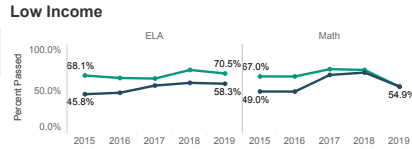
### Federal Race/Ethnicity

	ELA		Math	
	Num of Students	Percent Passed	Num of Students	Percent Passed
Asian	2	50.0%	2	100.0%
Black/ African American	1	100.0%	1	0.0%
Hispanic/ Latino of any race(s)	169	56.2%	172	49.4%
Two or More Races	7	85.7%	7	85.7%
White	79	74.7%	79	63.3%



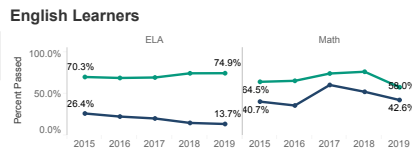
### Low Income

ELA		Math		
Num of Students	Percent Passed	Num of Students	Percent Passed	
Low-Income	163	58.3%	164	54.9%
Non-Low Income	95	70.5%	97	54.6%



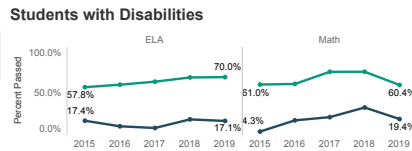
### English Learners

ELA		Math		
Num of Students	Percent Passed	Num of Students	Percent Passed	
English Language Learners	51	13.7%	54	42.6%
Non-English Language Learners	207	74.9%	207	58.0%



### Students with Disabilities

ELA		Math		
Num of Students	Percent Passed	Num of Students	Percent Passed	
Students with Disabilities	35	17.1%	36	19.4%
Students without Disabilities	223	70.0%	225	60.4%



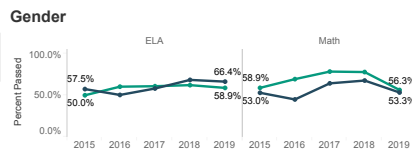
### Foster Care

ELA		Math		
Num of Students	Percent Passed	Num of Students	Percent Passed	
Foster Care	1	0.0%	1	0.0%
Non-Foster Care	257	63.0%	260	55.0%



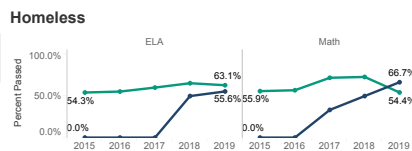
### Gender

ELA		Math		
Num of Students	Percent Passed	Num of Students	Percent Passed	
Female	134	66.4%	135	53.3%
Male	124	58.9%	126	56.3%



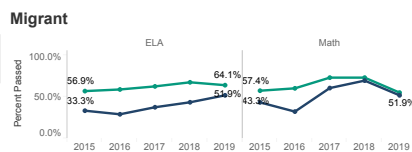
### Homeless

ELA		Math		
Num of Students	Percent Passed	Num of Students	Percent Passed	
Homeless	9	55.6%	9	66.7%
Non-Homeless	249	63.1%	252	54.4%



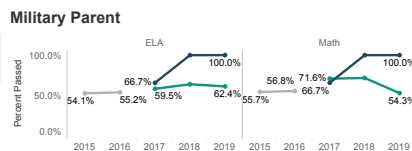
### Migrant

ELA		Math		
Num of Students	Percent Passed	Num of Students	Percent Passed	
Migrant	27	51.9%	27	51.9%
Non Migrant	231	64.1%	234	55.1%



### Military Parent

ELA		Math		
Num of Students	Percent Passed	Num of Students	Percent Passed	
Military Parent	3	100.0%	3	100.0%
Non Military Parent	255	62.4%	258	54.3%



### Section 504

ELA		Math		
Num of Students	Percent Passed	Num of Students	Percent Passed	
Section 504	6	50.0%	6	33.3%
Non Section 504	252	63.1%	255	55.3%

