


Name Writing

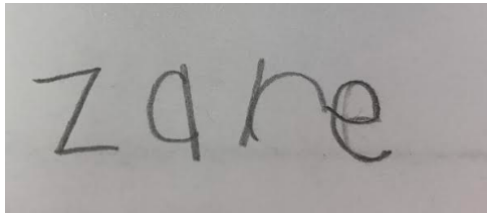
III. A. 2

III. Written Language

A. Use Writing as a Means of Expression/Communication

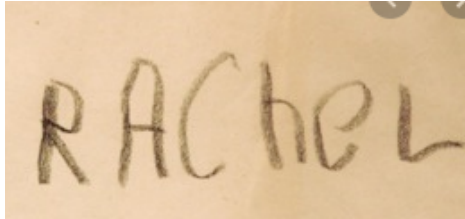
2. Use scribbles, shapes, pictures, letter-like forms and letters to write

Required Materials	Name sign-in sheet (student's first name written in title case in the top box, in shadow lettering in the middle box, and a blank box on the bottom), markers or pencils
Directions	<p>Have the student sit across from you with the name sheet facing him/her. Point to the first letter of his/her name on the top model.</p> <ol style="list-style-type: none">1. Name the letters in the student's name, and ask him/her to identify them.2. Show the middle box, and prompt the student to <u>trace</u> his/her name.3. Give initial prompts for starting letters at the top, keeping pencil down and not having pencil pick-ups, forming letters close to the size of the model.4. Point to the bottom line and prompt the student to <u>copy</u> his/her first name independently.5. Do not prompt for letter reversals or letters written in an incorrect position on the paper.6. If the student omits a letter, please indicate that he/she required an additional prompt to form that one.
Scoring	<p>The student must correctly copy his/her name in title case independently to earn the possible points for the scenario. Name sheets can be scored at a later date in a group scoring session with multiple teachers to validate ratings.</p> <p>Meeting Proficiency (Pre-Kindergarten (PK)):</p> <p><u>Proficient</u>: Writes each letter of his/her name in title case, with all legible letters in the correct order. 4 Points</p>  <p><u>Close to Proficient</u>: Writes each letter of his/her first name in title case with almost all letters legible. 3 Points</p>



Far to Go: Writes some letters of his/her first name. Letters might be reversed or written in the wrong order. Some letters may not be in title case. Letter strokes might not be connected and curved forms might not be closed.

2 Points



Intervention: Attempts to write name with letter-like formations. Letter strokes might not be connected, curved forms might not be closed, linear forms might be shaky. **1 Point**




Approaching Expectation (Preschool (PS)):


(Also applies to 4.2.c: Recognizes name in print)

Proficient: Writes 2 or more letters of name in title case independently. **4 Points**

Close to Proficient: Writes name using letter-like formations with verbal prompting. **3 Points**



Far to Go: Writes name using directional scribble. **2 points**



Intervention: Identifies first name from field of 3. **1 Point**

Prerequisite Skills (Preschool 3 (PS3)):

	<u>No assessment needed</u>
--	-----------------------------