


GRADE: 8
 SCHOOL: WEBB BRIDGE MIDDLE SCHO
 SYSTEM: FULTON COUNTY
 RESA: METRO
 STATE: GA
 CODE: 660-0497

School Content Area Summary

Spring 2018 — End-of-Grade Assessment

Grade 8

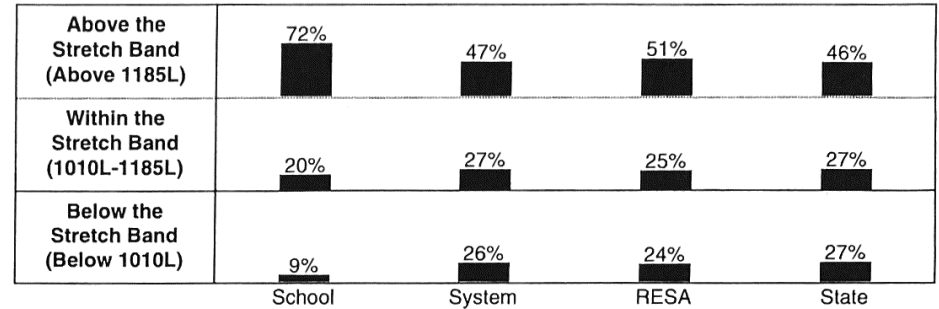
English Language Arts



Performance by Reading Status

	Number of Students	Percentage of Students	
		Below Grade Level	Grade Level or Above
School	310	9	91
System	5,961	26	74
RESA	51,409	24	76
State	125,086	27	73

Lexile Distribution



Percentage of Students in Each Mastery Category

	Number of Students	Reading & Vocabulary			Writing & Language		
		Remediate Learning	Monitor Learning	Accelerate Learning	Remediate Learning	Monitor Learning	Accelerate Learning
School	310	28	31	40	16	32	52
System	5,961	53	23	24	49	29	22
RESA	51,409	49	23	28	48	28	23
State	125,086	54	22	24	53	28	18

Percentage of Students with Each Score Point

Extended Writing Task Idea Development, Organization, and Coherence						Extended Writing Task Language Usage and Conventions					Narrative Writing Response					
	0*	1	2	3	4		0*	1	2	3		0*	1	2	3	4
School	0	3	29	55	13	School	0	2	29	69	School	0	11	31	45	14
System	2	11	43	35	9	System	2	12	43	43	System	5	29	29	30	9
RESA	3	13	44	34	7	RESA	3	13	42	42	RESA	6	28	23	29	15
State	3	16	47	29	5	State	3	16	45	36	State	6	31	25	27	12

* Students with a '0' score were given a condition code.

Number of Students with a Writing Condition Code

Writing Condition Codes		Extended Writing Task							Narrative Writing Response							
		A	B	C	D	E	F	G		A	B	C	D	E	F	G
A	Blank	School	0	1	0	0	0	0	School	1	0	0	0	0	0	0
B	Copied	System	28	62	22	0	4	0	System	138	99	38	0	6	0	7
C	Too Limited to Score	RESA	387	803	160	9	58	0	RESA	1,226	1,434	544	10	70	2	36
D	Non-English/Foreign Language	State	800	1,786	373	20	163	2	State	2,527	3,191	1,500	23	197	4	116
E	Off Topic															
F	Offensive															
G	Illegible/Incomprehensible															

• Due to rounding, percentages may not total 100%. To provide meaningful results and to protect the privacy of individual students, summary data are printed only when the total number of students in a group is at least 15.


GRADE: 8
 SCHOOL: WEBB BRIDGE MIDDLE SCHO
 SYSTEM: FULTON COUNTY
 RESA: METRO
 STATE: GA
 CODE: 660-0497

School Content Area Summary

Spring 2019 — End-of-Grade Assessment

Grade 8

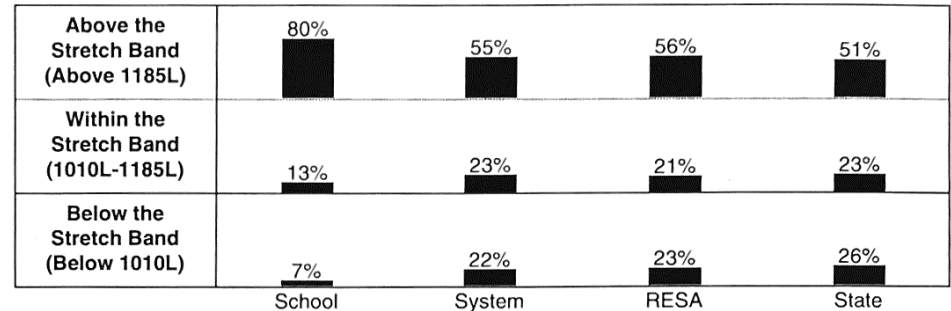
English Language Arts



Performance by Reading Status

	Number of Students	Percentage of Students	
		Below Grade Level	Grade Level or Above
School	283	7	93
System	5,838	22	78
RESA	51,137	23	77
State	124,745	26	74

Lexile Distribution



Percentage of Students in Each Mastery Category

	Number of Students	Reading & Vocabulary			Writing & Language		
		Remediate Learning	Monitor Learning	Accelerate Learning	Remediate Learning	Monitor Learning	Accelerate Learning
School	283	20	26	54	20	35	45
System	5,838	42	26	32	51	26	23
RESA	51,137	41	23	36	49	25	26
State	124,745	46	24	30	53	24	22

Percentage of Students with Each Score Point

	Extended Writing Task Idea Development, Organization, and Coherence					Extended Writing Task Language Usage and Conventions					Narrative Writing Response				
	0*	1	2	3	4	0*	1	2	3	0*	1	2	3	4*	
School	0	4	50	41	4	0	5	53	42	2	17	41	32	8	
System	2	14	57	24	2	2	17	55	26	5	35	34	21	5	
RESA	3	15	56	22	3	3	18	53	27	5	32	30	25	8	
State	3	17	59	19	2	3	20	55	22	5	36	30	23	7	

* Students with a '0' score were given a condition code.

Number of Students with a Writing Condition Code

Writing Condition Codes		Extended Writing Task							Narrative Writing Response								
		A	B	C	D	E	F	G	A	B	C	D	E	F	G		
A	Blank																
B	Copied																
C	Too Limited to Score																
D	Non-English/Foreign Language																
E	Off Topic																
F	Offensive																
G	Illegible/Incomprehensible																
		School	System	RESA	State	School	System	RESA	State	School	System	RESA	State	School	System	RESA	State
		1	40	376	895	0	49	947	2,272	2	136	1,070	2,436	0	1	3	3

* Due to rounding, percentages may not total 100%. To provide meaningful results and to protect the privacy of individual students, summary data are printed only when the total number of students in a group is at least 15.

Webb Bridge Middle School End Of Grade Reading 2019 Administration

Subject	Grade	Total Tested			--Reading Indicator-- % Reading At/Above Grade Level			
		Spring	Spring incl Retest	+/-	Spring	Spring incl Retest	+/-	
English Language Arts	6	394	394	0	89.8%	89.8%	0.0%	○
	7	381	381	0	92.9%	92.9%	0.0%	○
	8	283	283	0	92.9%	95.4%	2.5%	↑

Spring--Includes Spring Administration
 Spring incl Retest--Includes Spring and Summer Administrations