

Velasco Elementary

Model PLC Application Update 21/22

2019/2020 How did we track progress without STAAR?

CBA=Curriculum Based Assessment (District Standardized Test)	2019-2020 Goal	CBA BOY 9/2019	CBA MOY 2/2020	Goal Met (Y/N)
3rd Grade Math	Approaches - 85%	88%	95%	Y
	Meets - 65%	62%	68%	Y
3rd Grade Reading	Approaches- 74%	87%	81%	Y
	Meets -45%	35%	30%	N
4th Grade Math	Approaches- 85%	75%	78%	N
	Meets - 60%	43%	45%	N
4th Grade Reading	Approaches - 74%	78%	87%	Y
	Meets - 40%	36%	33%	N
4th Grade Writing	Approaches -65%		89%	Y
	Meets - 25%		52%	Y

2020/2021 How did we do last year?

CBA=Curriculum Based Assessment (District Standardized Test)	2020-2021 Goal	CBA BOY 9/2020	CBA MOY 2/2021	Goal Met (Y/N)
3rd Grade Math	Approaches - 85%	74%	87%	Y
	Meets - 65%	44%	65%	Y
3rd Grade Reading	Approaches- 74%	76%	77%	Y
	Meets -45%	28%	26%	N
4th Grade Math	Approaches- 85%	84%	79%	N
	Meets - 60%	53%	52%	N
4th Grade Reading	Approaches - 74%	58%	81%	Y
	Meets - 40%	28%	32%	N
4th Grade Writing	Approaches -65%		80%	Y
	Meets - 25%		52%	Y

2021/2022 How are we doing this year?

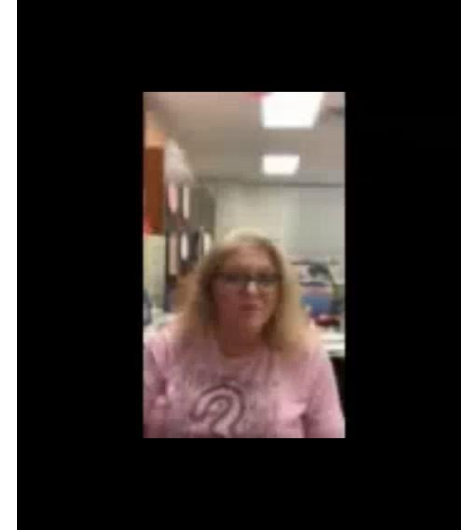
CBA=Curriculum Based Assessment (District Standardized Test)	2021-2022 Goal	CBA 1 9/2020	CBA 2 2/2021	Goal Met (Y/N)
3rd Grade Math	Meets - 54%	40%	69%	Y
3rd Grade Reading	Meets -42%	28%	42%	Y
4th Grade Math	Meets - 50%	50%	57%	Y
4th Grade Reading	Meets - 40%	37%	40%	Y

5 Year Discipline Data

	Total Incidents 2017-18	Total Incidents 2018-19	Total Incidents 2019-20	Total Incidents 2020-21	Total Incidents 2021-2022
1ST 6 Weeks	12	24	3	2	3
2ND 6 Weeks	75	50	33	2	5
3RD 6 Weeks	55	47	31	10	5
4TH 6 Weeks	29	45	30	14	
5TH 6 Weeks	51	55	19	10	
6TH 6 Weeks	34	28	COVID	17	
TOTAL	256	249	116	55	13



The increase in effective Tier 1 instruction has made a major decrease in office referrals.

What does being a PLC school mean?



WING Time

“What I Need to Grow”



15 Day Challenge

